



TOWN OF Freeport



2021 ANNUAL REPORT



Dedication

The 2021 Annual Town Report is dedicated to two individuals who significantly contributed to the community throughout their lives. We want to honor both people for their years of service to the community. They will be greatly missed by everyone who knew them.

Elizabeth Ruff

October 17, 1934–January 25, 2021



Betsy was the oldest of three children raised in Aroostook County. During her childhood she often assisted her father in his practice as a family doctor traveling around the County to help deliver babies, pull teeth, and set broken bones. She learned how to fly a sea plane so she could help him by flying him to remote lakes and ponds to address medical needs at various logging camps.

Betsy followed in her family’s footsteps and attended the University of Maine at Orono where she studied education. While at the University she joined Chi Omega Sorority and met her future husband, Bill Ruff, a member of the Lambda Chi Alpha Fraternity. Upon graduation, in 1956, she moved to Hartford, Conn. to be an elementary school teacher. She and Bill courted after graduation and married in 1957 while he served in the Army.

In 1976, Betsy and Bill returned to Maine moving to Freeport where she welcomed guests at any time of day or night always stretching a meal to feed whoever was at her table. She remained in Freeport until her move to Bay Square in 2019.

In Freeport, Betsy was an active community member who ran for Freeport Town Council, famously winning by one vote! Betsy was the founding director of Freeport Community Services which she remained passionately involved with until her death. During this time, as she managed a full-time job while being a full-time mother, she returned to graduate school and completed her master’s in social work at the University of Connecticut focusing on community organization.

Betsy completed her career at the University of New England’s School of Social Work as their director of field placement, also serving as acting director at one time. Even after she retired from her full-time position Betsy continued to supervise graduate students and pass on her love of social work to future generations.

Throughout her life in Freeport she served on various community committees supporting economic development, community support and the arts. She was an active participant in bringing the YMCA to Freeport and followed up her commitment by volunteering regularly in their pre-school program reading to the kids and holding special holiday events.

Betsy was passionate about her family, her community and her career. Her entire life was spent helping and caring for others. To this we say mission accomplished!

George Denney

July 22, 1937–August 28, 2020

George enjoyed a full and prosperous life. Born on Manhattan Island, N.Y., he moved to Freeport at a young age where he was raised by his grandparents, George and Agnes Beale.

George often spoke of his grandmother whom he loved dearly and of his adventures with friends fishing in the local estuaries by his grandparent’s home near Mast Landing in Freeport. Never afraid of hard work, George tried a number of different trades. He worked as a farmhand, clam digger and eventually entered the shoe business after graduating from Freeport High School, briefly moving to California where he married his high school sweetheart, Joyce Wyman of Pownal, then returning to Maine where their first child, a daughter, was born. The birth of their son followed a year and a half later.

In 1975, George acquired the Cole Haan brand name and assembled a top-notch team of professionals in the fashion footwear industry, who under his tutelage, grew the Cole Haan brand to international success. George’s eye for quality and attention to detail in everything he did served him well throughout his life. At its peak, Cole Haan was sold to athletic footwear giant, Nike.

George was especially proud of his efforts to transform his beloved hometown of Freeport into a retail destination in southern Maine. He insisted on a sense of class and worked to make Freeport, “not just any other outlet town” but a unique place where shops and stores retained the character of the Freeport he knew growing up.

History was always a part of George’s thought process, volunteering his time and support to the Freeport Historical Society who in turn nominated George as “Freeport Citizen of the Year” in 2016.

Mr. Denney was inducted into the Maine Business Hall of Fame, presented with the L.L.Bean Community Involvement Award, and received a Distinguished Member Award from the Freeport Merchants Association.

George took time to enjoy many other interests outside of the business world. He and his wife, Joyce very much enjoyed their cottage at Wolfe’s Neck, fishing and boating on Casco Bay and snowmobiling in Rangeley. George was an avid fisherman and big game hunter and relished his time in the woods and waters and the camaraderie of his sportsmen partners and friends.

A far cry from his public persona of a no-nonsense businessman George loved to relax with family and friends. A very social person George possessed an almost boyish sense of humor. He loved to joke and laugh and had a quick quip for any situation.



Table of Contents

Freeport by the Numbers1

Citizen of the Year..... 2

Committees, Boards & Community Agencies 3

Town Council4

Town Manager.....6

Buildings & Grounds..... 7

Town Clerk8

Municipal Phone Directory..... 9

Town Engineer.....10

Hunter Road Fields.....11

Solid Waste & Recycling 12

Public Works Department 14

Finance Department..... 15

Outstanding Personal and Real Estate Property Taxes 16

Tax Assessor20

Codes Enforcement 21

Freeport Cable TV322

Train & Information Center..... 23

Planning Department..... 24

Cumberland County 25

Police Department 26

Fire Rescue Department 27

RSU5 Superintendent of Schools28

Freeport Community Library 29

General Assistance.....30

Human Service Agencies 31

Harbormaster 32

Marine Resource Conservation..... 33

Winslow Park.....34

Bustins Island..... 35

State Senate.....36

State House of Representatives 37

U.S. Senate.....38

U.S. House of Representatives.....39


Excerpts from the FY 2019 Financial Statements40

Freeport Quizzes..... 57

All photos in this report were taken in Freeport, by Freeport residents, with the exception of State and U.S. Representative photos.

On the cover: lobster crosswalk photo by E. Gibson. All other photos in this report by Town staff, Wendy Clark, or as credited.

Report design by Wendy Clark Design of Freeport.




Freeport by the Numbers

On most pages of the annual report you will notice a section labeled “By the Numbers.” In this section, you will find information about what each department costs the median taxpayer and staffing levels for the department. The hope is that this will give the reader a quick overview of the scope of the department. Please keep in mind that the numbers are based on the median assessed value of all residential properties for FY 2021, which was \$300,000. If your property is assessed higher or lower, then your contribution to each department would be different. The number does not take into account revenues generated by the department. Staffing levels indicated are shown in a full-time equivalent (FTE) unless otherwise noted, which does not take in to account the actual number of employees, but rather the total employee hours budgeted for that department and how many full time employees that would equal. There are expenses in the Town’s budget that are non-departmental, and therefore they are not broken down on a page, and would total \$242 dollars on the median tax bill. This includes expenses such as utilities, insurance, promotions, miscellaneous and contingency, employee benefits, overlay and debt service.

Citizen of the Year

The Citizen of the Year Award is given annually to a Freeport individual or group that has substantively contributed to the quality of the Town, the well-being of the citizens and the reputation of Freeport.

Jim DeGrandpre was selected as the recipient of the 2020 Citizen of the Year Award. Jim has been a resident of Freeport for more than fifty years and virtually ever since he arrived has positively impacted many aspects of the Freeport community, including in the areas of education, commerce, business, religion, youth development, historical preservation, social services and, of course, agriculture. Currently, Jim is the President of the Freeport Community Services Board of Directors and is



a member of the Freeport Historical Society, member of the Freeport Chamber of Commerce, and member of the Freeport Recreation and Community Education Advisory Committee. His past involvements in the community are far reaching and his contributions of time, spirit and dedication seemingly never ending. There is little you won't find Jim involved in and ready to help out with. He has touched hundreds of lives over the years and his dedication to the town has helped to make Freeport a wonderful community in which to live.



Past Citizen of the Year Recipients

- Maryellen Carew and Pauline (Sam) Hunneman - 2019
- Beth Edmonds - 2018
- Fred Palmer and John Paterson - 2017
- George Denney - 2016
- Kate and Jonas Werner - 2015
- Freeport Community Services Founding Mothers - 2014
- Edward Bradley - 2013
- Thomas Wright - 2012
- Vicki Lowe - 2011
- Bob Stevens - 2010
- Rod Regier - 2009
- Barbara Gifford - 2008
- Dr. Jonathan Strout - 2007
- Mary Sauer & Jon Hoy - 2006
- Betsy Ruff - 2005
- Edgar Leighton - 2004
- E. Ann Westervelt - 2003
- Louis Marstaller - 2002
- Vaughndella Curtis - 2001
- Edward Bonney - 2000
- Frank Small - 1999
- Frank Garland - 1998
- Fred Fernald & Edward Bueter - 1997
- Paul Powers - 1996

Committees, Boards & Community Agencies as of June 2021

Active Living Committee (Sunset: June, 2021)

Andy Spaulding, Chair
Todd Coffin
David Bennell
Elizabeth McDonald
Brad Williams
Anne McCormack
Jake Daniele, Council Liaison

Board of Appeals

Pamela Leone, Chair
Phil Wagner, Vice Chair
Shannon Garrity
Chalmers Hardenbergh
Jerry Kennedy
Pamela Mancuso
Preston Noon
STAFF PERSON: Nicholas Adams

Board of Assessment Review

Jennifer Worthy
Megan Hudson
Chris Grimm
R. McAllister Lloyd
Vacancy

Cable T.V. Regulatory Board

Wayne Jortner
William Greene
RSU#5 liaison, Vacant
Vacancy (2)
STAFF PERSON: Rick Simard
Jay Somers, Comcast Senior Manager of Government & Community Relations

Coastal Waters Commission

Jeff Stenzel, Chair
Dayton Benway, Secretary
Peter Polovchik
Joseph Frazer
Mark Morrissey
Tod Yankee
Laurie Orlando
STAFF PERSON: Charles Tetreau



Complete Streets Committee

Doug Leland, Dist 3, Chair
Phil Wagner
Nate Goodman, Interim Police Chief
Andrew Seymour, LL Bean Rep.
Gregory Michaud, Dist 4
Sally Walsh
Barbara Guffin
Elizabeth McDonald.
Doug Reighley, Council Liaison
Jake Daniele, Council Liaison
STAFF PERSON: Adam Bliss

Conservation Commission

Ryan Burke, Chair
Benjamin Shepard
Anna Cudmore
Mark Morrissey
Matt McLaughlin
John Stroud
Catherine Carroll
Dan Piltch, Council Liaison

Emergency Preparedness

Charles Jordan, Fire/Rescue Chief
Nate Goodman, Interim Police Chief
Earl Gibson, Highway Supt.
Peter Joseph, Town Manager
Leland Arris, Sewer District
Dr. Becky Foley, RSU#5 Supt.
Vacant, FCS Representative
Johanna Hanselman, Gen. Asst
Charles Tetreau, Harbormaster
Paul Conley, Rescue

Hunter Road Fields Advisory Committee

Dave Intravasato, Dist 3
Phil Wagner, Dist 1
R. McAllister Lloyd, Dist 2
Mike Doten, Jr, Dist 4
Nelson Larkins
John Egan, Council Liaison
Craig Sickles, RSU5 Representative
STAFF PERSON: Adam Bliss

Library Board of Trustees

Jenn Guenette
Stefanie Millette
Pamela Saulter
Mary Gallie
Sally Martin
Joe Vertenten, Chair
Kimberlee Brown
Colin Kaveney
STAFF PERSON: Arlene Arris

Planning Board

Sam Kapala, Chair
Rose Mary Burwell
Robert Ball, Vice Chair
Aaron Cannan
Greg Savona, Secretary
Wayne Jortner
Anna Child
STAFF PERSON: Caroline Pelletier

Project Review Board

Geralyn Campanelli, Chair
Ford Reiche
Tod Yankee
Adam Troidl, Vice Chair
Guy Blanchard, Chair
Linda Berger
Vacant
STAFF PERSON: Caroline Pelletie

Freeport RSU5 Board of Directors

Madelyn Vertenten
Maura Pillsbury
Jeremy Clough
Lindsey Furtney
Valy Steverlynck
Susana Hancock

Sustainability Advisory Board

Josh Olins, Chair
Susana Hancock
Melissa Luetje
Russell Martin
Valy Steverlynck, Vice Chair
Mandana MacPherson
Steve Konstantino
Jake Daniele, Council Liaison

Sewer District Trustees

Sara Randall, Chair
Thomas Hudak, Treasurer
Michael Ashby
Earle Rowe, Jr.
Sally Leland, Clerk
Adam Morse
Chad Coffin

Shellfish Conservation Commission

Gina Leduc-Kuntz
Jared Lavers
Malcolm McIntosh
Corey Wentworth
Thomas Bennett, Chair
Megan Hudson
Sara Randall, Vice Chair
Chip Lawrence, Council Liaison
STAFF PERSON: Charles Tetreau

Freeport Water District Trustees

Chad Coffin
Clifford Anderson
Jason Crowell

South Freeport Water District Trustees

Jeffrey Stenzel, Chair
Melanie Ferrucci, Secretary
Eric Horne
Paul Beem

Winslow Park Commission

Susan Hazzard, Chair
Fred Reeder
Bradford Williams
Pierre Shevenell
Martin Fosburg
Bill Ross
Ben Lehay
Anne Richie
Daniel Piltch, Council Liaison
STAFF PERSON: Neil Lyman

Town Council

It's a familiar task in December to look over the past year, assess the progress, value the good, and learn from the mistakes. So much of 2021 was dragged forward from the previous year by the continued influence of the pandemic in all of our lives. Deaths, hospital stays, school closures, business closures, so many lost events, the yo-yo of changes required in our personal habits, with family and with the public—all contributed to another up-and-down year.

Mainers are resilient and that quality shown through in all the ways that our community met these challenges while finding the new energy to re-vision our downtown, to learn in new ways at school, to buy groceries at the curb instead of inside and more than ever think about our actions in the context of others around us. There are many examples demonstrating how Freeport residents continue to rise to the occasion and remain positive about our future.

One sure thing the coronavirus requires us to learn every day is that change happens. Freeport is fundamentally changing from where it was even just 10 years ago. Change can make many folks nervous—especially if the change shows up suddenly. Our role on the Council is to navigate and steer through, around, and sometimes over the changes coming down the pike. Communication about change is crucial to adaptation to the new circumstances or dynamics. We often hear on the Council that change happens too fast—Where did this come from? Why is this so rushed? And in fact nearly all of the decisions rendered or managed by the Council are months in process, if not longer. People are busy about their lives and very few are following town government process very closely. Hence the need for excellence in communication from your town and your Council. Become engaged, join a committee and see your town from a whole perspective.

One of the changes that is most visible is the economic and business profile of our beautiful downtown. The empty spaces are filling with new ideas, new profiles of business operators. Entrepreneurs are trying new ideas. For starters, our youth are joining the effort as well with examples of how they like to gather around a skateboard ramp. Nothing is more reflective of a healthy community than when the young people are directly involved, contributing, and making a difference. That is the fuel for remaining vibrant, attracting visitors and residents alike to be here in Freeport. Have you been to Meetinghouse Arts? The new collaboration of The First Congregational Church on Main Street with Arts and Cultural Alliance of Freeport. All kinds of possibilities will emerge from this accessible, cozy dedicated art space in the center of town.

Douglas Reighley, John Egan, Tawni Whitney, Edward Bradley, Jake Daniele, Daniel Piltch, Henry "Chip" Lawrence

7
Elected
Councilors

The Re-Vision process for downtown, led by our Freeport Economic Development Council and our consultant, Principle Group plus a mighty team of at least 20 key volunteers, began its most visible effort this past year with a Town Walk on a sunny Saturday March morning. The walk was investigative, social, exploratory, imaginative, and very satisfying. More than 2,000 bits of feedback were collected from this and related efforts to engage *you*, the community, in re-thinking what we want in downtown Freeport. This work is far from over. The Council has engaged Principle Group for a second round of community workshop engagements and from this will emerge a master plan to propel downtown for decades.

While we were revisioning downtown in March of this year, we also voted to approve a small bond to add bike and pedestrian travel lanes to the new bridges going over I-295 at both ends of downtown. You all showed up (well over a 1,000 voters!) on a weird March election day with nothing else to vote on, but the results were loud and clear—yes, we want this addition to our community. The options that will be available to us all once this vital connectivity is in place will be countless. Walking, biking, using your powered wheelchair will now be enormously safer and easier to get from one side of Freeport to the other. This connectivity also now makes real the idea of biking from the ocean to Bradbury State Park. This is just one of the new recreational investments we will be making to evolve Freeport's image and purpose to a place to come enjoy the Maine outdoors with small-town charm and amenities right nearby.

The Council will continue to review the ordinances and rules of our community to create more flexibility for new ideas while holding development to accountability and compliance with our small-town values. Change is coming, we are wise to prepare for it and shape the dynamics to our best leverage. This includes climate change and impacts from a more volatile, warming climate around us. The Freeport Sustainability Advisory board is coordinating educational workshops, speaker events, activities, and other preparatory events

to inform and support our residents about these coming changes. Physically, you may not see anything different. But in addition to sourcing nearly all of the Town's electricity from a solar farm, improvements in purchasing more efficient equipment, vehicles, and more sustainable practices in Public Works are making a difference. This is a topic that will be gaining more and more attention in 2022 and beyond.

Of course, no discussion of your town government in action is complete without some mention of taxes. Let me be clear, the Council has approved an essentially flat budget over the past 3 years with minimal tax increase and/or burden on property owners. This doesn't mean taxes didn't go up—they did. But the portion of your property tax bill that is directly tied to your town government in action is roughly 21%. That's the portion that your elected Councilors control and it's a solid reflection of the judgement and balance of the Council that has continued to make vital investments in your community, keeping us all safe and healthy while keeping the lid on property tax increases. Freeport is one of the most financially sound communities in southern Maine. Our brilliant town staff in their sharp administrative capacity are responsible for that.

It's truly a pleasure and honor to represent all of you, my community, on the Council. Every week I learn something new about Freeport or its history and am amazed by the feats and accomplishments of residents, both young and old. There is so much good news and good energy brewing in Freeport—look for improved channels to learn about all this and ways you can contribute in 2022. We all need to pull on the rope together to move us forward.

Cost to the
Median
Taxpayer
\$13



Town Manager

The Town entered uncharted territory in Fiscal Year 2021, as the global COVID-19 pandemic continued to disrupt many facets of life in Freeport, in Maine, and throughout the entire world. Many residents adapted to “work from home,” while remote and hybrid learning at schools became the norm. The tourism and hospitality industries struggled through the summer and fall of 2020 but began to see signs of relief as visitors began to return in the spring and summer of 2021. At the close of the fiscal year, it appears that COVID will be a fact of life that we will be dealing with for the foreseeable future. However, the community has shown a strong ability to adapt and adjust to these difficulties.

The use of face masks, social distancing, COVID tests, and quarantines as tools to combat COVID all became the “norm” during Fiscal Year 2021, but perhaps the most significant weapon in the public arsenal against this virus was unveiled in the fall and winter of 2020/21, when several vaccines against the disease were approved for use and saw widespread uptake by both medical personnel and the public as a whole. At the close of Fiscal Year ‘21, the various vaccines showed a high rate of efficacy against hospitalization from severe COVID-19 as well as an increasing vaccination rate nationwide. While the COVID situation remains serious and warrants our continued diligence, it does not appear that the pandemic will be the grave scenario that destroys modern society, as was speculated by some at the beginning of the pandemic in March/April of 2020.

The most significant and visible change that the COVID pandemic brought to Town operations was the shift to completely online/virtual meetings for all Town Boards and Committees, including the Town Council. This began shortly after the State of Maine broadly authorized government meetings to be conducted virtually for the first time in history, as a public health measure in response to COVID. The Town began utilizing Zoom teleconference technology in the late Spring of 2020 for most of its online meetings and continued to do so throughout Fiscal Year ‘21. However, Town meetings are currently scheduled to return to “in person” meetings during the Summer of 2021.

While using teleconference technology to conduct meetings has been quite an adjustment for many, there have been some significant benefits, including increased ease of participation for many. Instead of travelling to the Town Hall and waiting around in the audience until an agenda item comes up for discussion, residents can now join a meeting, participate, and then leave the meeting all from the comfort of their homes without ever having to leave their living room. “Videobombs” of pets, children, and family members wandering into the frame of the video as both important and trivial Town matters were discussed became the norm. These moments helped to inject a sense of humor into otherwise stuffy deliberations about budgets, codes, and ordinances, and served to remind us that we were all dealing with many of the same challenges in life. The use of teleconference technology has been so successful, the Town plans to continue utilizing it in a hybrid capacity once “in person” meetings resume.

Throughout Fiscal Year 2021, Town employees continued to perform to the high standards that the public has come to expect from them. Public facing departments made adjustments and implemented COVID protocols to ensure the safety of the public. The Freeport Community Library offered curbside service for customers who were unable to come into the library due to COVID concerns. The Public Works and Buildings and Grounds departments converted parking spaces on Main Street into a “parklet,” which will provide outdoor space for visitors to safely gather. And our Public Safety employees continued to respond to emergency calls, utilizing personal protective measures wherever warranted. Through all of the confusion and uncertainty of the COVID pandemic, our Town employees showed a remarkable ability to adapt and adjust, and constant change became the “new normal.”


During fiscal year 2021, the Town also began a comprehensive “Downtown Re-visioning Plan,” led by Principle Group, a consulting firm selected by the Town Council to lead this process. During the first phase of this process, the consultants worked with many different segments of the public and various Town officials to develop an “early action plan” with steps for immediate implementation. Following this first phase of the Downtown Re-visioning Plan, the Town currently is anticipating two additional phases to complete this plan, which are expected to occur during Fiscal Year 22, and wrap up by early summer of 2022.

I would like to take this opportunity to thank the public for their continued support and patience as we navigate the COVID-19 pandemic together. Although Town employees have gone out of their way to adapt and continue to provide top notch services—given the difficulties we have faced, there have certainly been times when Town services have been impacted or delayed due to circumstances beyond our control. The vast majority of our residents and customers have been supportive and understanding of these challenges and have worked collaboratively with us to overcome some of these difficulties. Your continued support means the world to our employees and is truly appreciated more than you can know. As always, I wish the best to you over the coming year. If there is anything I can do for you, please don’t hesitate to reach out to me.

Buildings & Grounds

Brent Moon and Kenny Stilkey lead the Buildings and Grounds Division. They take great pride in maintaining Main Street, Town Hall, the Train Station, and all of our municipal facilities. They always rise to the challenge, whether during inclement weather or when Public Works and the Transfer Station need an extra hand.

Brent and Kenny’s pride and dedication are showcased all around Town. The finely cut lawns, flower gardens, Memorial Day, Fourth of July, and the winter holiday festivities are all examples of their hard work. Would you please show your appreciation of them when you see their red vehicles around Town by giving them a wave or horn honk?



3.35
Full-time
Employees



Ken Stilkey,
Brent Moon



Peter
Joseph,
Town
Manager



Judy Hawley,
Assistant to the
Town Manager



Cost to the
Median
Taxpayer
\$13



2.18
Full-time
Employees



Town Clerk

The clerk’s office, as with the entire world, was a place of tremendous change and growth in FY21. The global pandemic was the director of our daily activities. COVID-19 cleaning procedures, mask wearing and elections conducted under new rules and regulations became our normal. Working remotely, social distancing and plastic barriers became the industry standards.

After many long months of creation and amendment, the Town Council adopted a Short-Term Residential Rental Ordinance. The Clerk’s Office began assisting in the administrative duties of this new ordinance that was enacted in April 2021. The first year of registering Short-Term Residential Rentals showed to be a challenge for both the applicants and our staff. Many applicants discovered that they needed to address various codes violations or restrictions before their Short-Term Rentals could be approved. We are certain that the renewal process will be more efficient and less time consuming for all.

This year, I was fortunate to be asked to Chair the Instructors Committee of the Maine Town and City Clerk’s Association (MTCCA). This committee organizes all the education/training opportunities provided to clerks through the Association. We were able to pivot from previously held in-person trainings to a virtual platform using Zoom meetings and webinars. With the help of MTCCA President Shelly Crosby, we started short subject specific trainings that could be attended midday during lunch breaks and became known as the MTCCA Brown Bag Lunch Series. We were able to offer credited trainings to clerks around the State of Maine and no one had to leave their office. Despite the work, it was a win-win situation for all. We do, however, look forward to returning to our pre COVID-19 normal next year.

Elections

November 2020 Municipal/State: The 2020 Presidential Election was a record breaker in many ways. Freeport recorded its highest number of votes cast in any election with 6,241 ballots cast out of 7,762 registered voters giving the town an 80% voter turnout. The election was administered under strict COVID-19 guidance from the Secretary of State’s Office based upon the Governor’s Executive Order and the Center for Disease Control (CDC). Voters overwhelmingly chose to take advantage of absentee voting and drop box returns in an effort to limit foot traffic and possible COVID-19 exposure at Town Hall. The Clerk’s Office issued 4,982 absentee ballots in the 30 days prior to Election Day, setting another record for the municipality. This meant that 77% of all ballots cast at this election were by absentee ballot.

One of the struggles that Town Clerk’s consistently face is the shortage of election workers. As a demographic, election clerk volunteers tend to be older or retired residents that now have the time to lend their hands to these opportunities. This was incredibly evident when we were required to hold normal in-person polling hours during the COVID-19 pandemic. With fears of contracting the virus, many, many people chose to not risk their health and welfare by spending time as election clerks during early voting or at the polls on election day. We feared that understaffing was going to be a real obstacle to conducting the election. However, I couldn’t have been more incorrect as up to 100 residents reached out to us to see if they could step forward to assist with this momentarily important election. We converted our Town Council chambers into a full polling location to conduct in-person absentee voting for the 30 days prior to Election Day. I will be forever amazed at how the residents of Freeport come together in times of need.

Locally in November, we elected Jake Daniele as Councilor at Large, Edward Bradley as Councilor District 2 and Douglas Reighley was reelected as Councilor District 3. Susana Hancock and Madelyn Vertenten won seats on the RSU5 Board of Directors; Chad Coffin, James Harriman and Sally Leland were elected to the Sewer District and Chad Coffin also won and accepted a write-in position for Water District.

March Special Election: The Town Council called a Special Referendum Election on March 9th, 2021 to authorize the issuance of a general obligation bond in the amount of \$634,000 to fund the local share of costs to construct bicycle and pedestrian ways as part of the Department of Transportation project to replace the Desert Road and Mallet Drive bridges over Interstate 295. Only 13% (1,016) of voters turned out to cast ballots which approved the Bridge bond.

June RSU5 Budget Validation: Voters in June approved the RSU5 Budget for FY22 in the amount of \$35,602,863 as well as approving Adult Education; a \$30,000 transfer from fund balance to the Tennis Court Capital Reserve Fund; a transfer of \$126,000 from undesignated fund balances to the Region 10 Capital Reserve Fund and approved \$3,335,638 for regional and career technical education. A meager 478 voters cast ballots making our voter turnout a dismal .06% for this annual election.

Council Agendas

Number of Town Council meetings and work sessions held: 28

Registered Voters

(as of June 30, 2021)

3,672 Democrat
2,257 Unenrolled
1,497 Republican
206 Green Independent
2 Other
7,634 total

Vital Statistics

Marriage Licenses Issued: 53
Resident Births: 60
Resident Deaths: 94
Burial Permits Issued: 7
Certified Copies Sold: 521

Municipal Licensing and Other Services

Automobile Junkyard Licenses: 2
Catering and BYOB Permits: 2
Commercial Passenger Boat Licenses: 3
Dog Licenses: 1,526
(Dog licensing deadlines were extended due to the pandemic)
Food Peddler Licenses on Public Property: 0
Hunt/Fish licenses (includes all types and authorities): 235
Liquor Licenses: 23
Special Amusement Permits: 3
Victualer’s Licenses: 46
Short term Rentals: 51 applications received; 33 approved
Commercial Shellfish Licenses:
• Resident Commercial-39
• Resident Senior Commercial-7
• Resident Student Commercial-5
• Non-resident Commercial-5
• Non-Resident Student Commercial-1
Recreational Shellfish Licenses:
• Resident Recreational-91
• Non-Resident Recreational-20

Please be advised that many services are available online and can save you a trip to the Town Office. Please visit our website at www.freeportmaine.com for information on how to register a dog or obtain hunting and fishing licenses online, as well as other information regarding elections, vital records, municipal licensing and other services we provide.

Lynn Horr,
Deputy Clerk

Christine
Wolfe,
Town Clerk

Municipal Phone Directory

| | |
|--|---------------|
| Animal Control Freeport Police..... | 865-4800 |
| Tax Assessor Minh Le..... | 865-4743 x140 |
| Cable TV Department Tom Pierce | 865-4743 x114 |
| Codes Enforcement Nick Adams | 865-4743 x102 |
| Finance Director Jessica Maloy..... | 865-4743 x115 |
| Fire Rescue Chief & Emergency Prep. Paul Conley..... | 865-3421 |
| General Assistance (at Freeport Community Services) Mike Tausek..... | 865-3985 x205 |
| Harbormaster Charles Tetreau..... | 865-4546 |
| Library Courtney Sparks | 865-3307 |
| Marine Resource Conservation Officer Charles Tetreau..... | 865-4800 |
| Police Chief Nathaniel Goodman..... | 865-4800 |
| Public Works Superintendent Earl Gibson..... | 865-4461 |
| Recycling Facility Suzanne Duplissis..... | 865-3740 |
| RSU5 Superintendent Dr. Becky Foley..... | 865-0928 x5 |
| Town Clerk & Registrar of Voters Christine Wolfe..... | 865-4743 x123 |
| Town Engineer Adam Bliss | 865-4743 x106 |
| Town Manager Peter Joseph..... | 865-4743 x121 |
| Town Planner Caroline Pelletier | 865-4743 x107 |
| Train & Information Center | 869-5310 |
| Winslow Park Manager Neil Lyman | 865-9052 |
| Winslow Park Gatehouse (May-Oct) | 865-4198 |

Town Engineer

The Town Engineer manages the Town’s physical assets and natural resources. Our assets include facilities on public property and in municipal roadways. Our natural resources include streams, wetlands, woodlands, and open space, all protected for the public to enjoy.

The Town Engineer designs, administers, and manages all phases of capital projects. These projects involve working with the Maine Department of Environmental Protection (Maine DEP), the Maine Department of Transportation, Greater Portland Council of Governments (GPCOG), and the Portland Area Comprehensive Transportation System (PACTS). A cooperative working relationship ensures compliance with environmental permits, procurement of economic grants, and quality construction of roadway infrastructure.

Projects are phased based on their level of completeness. Visible projects are often in Construction Phase, such as the West Street Stream Passage Culvert completed in August 2020. Projects in the Planning Phase are where the high-level decisions are made, are designed between 10% and 30%, and are often heard and seen in public meetings at the Town Committee level. Design Phase projects have advanced beyond the Planning Phase but aren’t detailed enough to solicit bids from contractors. The Town had many 2020 and 2021 projects within the Planning and Design Phases. Examples include the Main Street Parklet, Public Safety Radio Communication System, Exit 20 and Exit 22 Bridge Replacements, several bicycle and pedestrian trails, Town Wharf steps, Transfer Station Retaining Wall, and Public Works roadway projects.

The Town leverages capital expenses with grants from federal agencies whenever possible. Grants alleviate town expenses which reduce taxpayer costs. The Town Engineer successfully applied for several grants in 2020 and 2021. The sum of these grant monies totaled more than a million dollars for projects to be completed over the next few years. You will hear more about these as they advance through the project phases. You can also learn more by attending the Complete Streets Committee, Connect Freeport Workgroup, and the Hunter Road Fields Advisory Committee.

Adam is responsible for managing the Town’s Municipal Stormwater Permit. This permit authorizes the Town to discharge clean water to water bodies regulated by the Maine DEP. Clean water management minimizes metals, oils, and nutrients from entering the stormwater system and waterways. The Town works with the Cumberland County Soil and Water Conservation District to ensure clean water discharge by promoting healthy Yardscaping practices, participation in the Urban Runoff 5k Walk/ Run Event, and an annual educational presentation in the elementary school classrooms.

The Town Engineer also directs the Solid Waste and Public Works Departments. Day-to-day operations are managed well by Suzanne Duplissis and Earl Gibson, respectively. The Engineer’s roles in these departments include policy, personnel, budget, and capital project management. Adam performs many other engineering, administrative, and special projects, as requested by the Town Manager. Other duties include staff support to the Complete Streets Committee, Connect Freeport Work Group (formerly Active Living Committee), and Hunter Road Fields Committee.

The Complete Streets Committee is represented by six at-large seats filled by resident volunteers and three other seats filled by a Town Council liaison, the Police Chief, and an L.L. Bean representative. The Committee worked on many projects described in their Project Plan during 2020 and 2021. Examples include a resident inquiry flowchart, bicycle and pedestrian paths, a revamped website, and a Complete Streets Policy. Appreciation is given to all Complete Streets Committee and Connect Freeport members for their commitment and dedication to these projects. Special mention is given to Greg Michaud, Doug Leland, Liz MacDonald, and Andy Spaulding as Committee Chairs and Vice-Chairs.

The Active Living Committee sunset on June 30, 2021. The Committee has since rebranded itself as an ad-hoc group named Connect Freeport. The group plans, advocates, and educates on all things related to the active lifestyle. They advocate for bicycling and pedestrian trails, which are designed to connect residents to recreational facilities identified in the Active Living Plan. These connections include sidewalks, off-road paths, and bicyclist-pedestrian trails between the eight Activity Centers identified in the Active Living Plan. This group recommends projects to the Complete Streets Committee and Town Council.

The Town Engineer enjoys working with the many volunteers, Committees, and other Town employees that help make Freeport a special place to work and live. These collective efforts help maintain and improve the quality of life for Freeport residents.




Adam Bliss,
Town Engineer



1
Full-time
Employee

Cost to the
Median
Taxpayer
\$13



Hunter Road Fields

The Hunter Road Fields Recreational Facility continues to receive excellent regional and state-wide attention for the quality of the athletic fields. The high-quality facility is used for sports such as Youth Soccer, Youth Softball, Little League Baseball, RSU Community Recreation, and RSU No. 5 school sports. The Town continues to invest in the facility with equipment storage sheds, new soccer nets, and enhanced parking measures.

The fall season draws competitive soccer tournaments during October and early November. The Town of Freeport is proudly represented through the Freeport United Soccer program during the spring and fall. Spring usage draws softball, baseball, and more Freeport United soccer events. The Middle and High School sports programs use the facility for practices and an occasional game. The Clerk’s Department and the Hunter Road Fields Advisory Committee deserve credit for proactively scheduling practices and games to avoid field conflicts.

Cost to the
Median
Taxpayer
\$10



Solid Waste & Recycling

The Transfer Station accepts resident and non-resident municipal solid waste (MSW). Freeport residents may dispose of MSW, recyclables, and other waste (e.g., bulky, wood, metal, and electronic) at the Transfer Station. The Town also has a partnership with Durham, Pownal, and North Yarmouth to accept all materials, excluding MSW. Over the past six years, the facility has seen a steady increase in users and every type of material by weight and volume.

Municipal Solid Waste

The Transfer Station received 36% of the 1,814.25 tons of all MSW transported to ecomaine. The remaining 64% represents MSW collected by private haulers within the Town.

Recycling

The Transfer Station received 33% of the 845.95 tons of recycling transported to ecomaine. The remaining 67% represents recyclables dropped off in the two Recycling Containers and the volume collected by private haulers.

The Transfer Station and ecomaine staff continue to educate residents on what can and cannot be recycled. The single-sort compactor at the Transfer Station has extremely low contamination rates, averaging 2%. The contamination rates for the Recycling Containers on West Street and Hunter Road have greatly improved. The rates have decreased from as high as 35% to between 5 and 10%. The most common contaminants in the Recycling Containers continue to be plastic bags, bubble wrap, padded mailers, shrink wrap, and Styrofoam. Unfortunately, plastic bags containing recyclables are frequently placed in recycling containers, and these bags are then rejected because they bind the gears and sorting mechanisms at ecomaine. The best practice is to place only loose recyclable materials into the appropriate containers. It is essential that everyone educate themselves on what is and is not recyclable. Ecomaine has created a webpage named Recyclopeda to help people determine if an item is recyclable. Recyclopeda can be found on the ecomaine website or by following the link on the Town webpages under the Recycling/Landfill Facility tab. Residents are encouraged to visit these websites or ask Transfer Station staff for guidance. As a last resort, the adage “when in doubt, throw it out” is the best solution to recycling uncertainty.

Throughout FY 2021, residents recycled 845.95 tons of material, up from 785.34 tons during FY 2020. These data include material from two Recycling Containers at West Street and Hunter Road, the Transfer Station single-sort compactor, and the pick-up of residential recyclables by private haulers. Beginning in January 2019, ecomaine only accepts loads of recyclables with less than 25% contamination. Contaminated recycling loads of more than 25% have assessed a surcharge because the load has to be rejected and re-routed over to the Solid Waste tipping area. 18.72 tons of recyclables did not meet the 25% cleanliness level and were subsequently sent to the incinerator as solid waste making the net recycled tonnage 827.23 in FY 2021. These contaminated loads were not transported from the Transfer Station or the Recycling Container locations but were collected from private haulers. Transfer Station staff continue to monitor recycling to ensure contamination levels remain as low as possible.



Bulky Waste

The Transfer Station received a total of 668.92 tons of bulky waste in FY21, its biggest year ever. An additional 64.08 tons of material, or an increase of 10 percent, was received and processed compared with FY20.

Food Scrap Diversion

The food scrap drop-off program at the Transfer Station yielded 47,600 pounds in FY 2021, down slightly from 49,140 pounds during FY 2020. The food scraps were diverted from ecomaine’s incinerators and were transported to the We Compost It facility in Auburn, where they were converted into valuable compost. The drop-off program, offered at no charge, provides residents an opportunity to reduce their solid waste even if they cannot compost at home. Food scrap accounts for approximately 25% by weight of MSW. Every pound of food diverted from incineration to composting is an environmentally sustainable practice that saves the Town and the taxpayer money through reduced operational costs. Please reach out to Transfer Station staff on where you can obtain a composter.

Spring Cleanup

Spring Cleanup was held in 2021 after taking 2020 off. The event was changed to a Monday through Thursday drop-off schedule for the first time to manage the tremendous influx of material better. To accommodate residents who work during the week, the Transfer Station remained open until 7:00 pm during these four days. In all, 641 residents took part.

Equipment

In May of 2021, the Town replaced the 1996 Case 621B wheel loader with a new Volvo L60H wheel loader. Much had changed in 25 years when the 1996 loader was placed into service. The new loader is equipped with many safety and comfort features that help protect staff from injury.

Josh Harriman,
Suzanne Duplissis,
Dylan Durisko



Grounds

The retaining wall behind the row of roll-off containers had shifted over time and with use, causing some large concrete blocks to protrude vertically. In turn, the roll-off containers could not be pushed flush against the wall resulting in gaps between the wall and the containers. The gaps created an unsafe situation for users, and to help correct this, the wall was repaired, and the blocks were reset flush to eliminate the gaps.

During construction, the Town took the opportunity to reconfigure one side of the wall to make room for an additional bulky waste roll-off container. An extra container was needed to manage the increase in bulky waste volume arriving at the Transfer Station, particularly Saturdays, the busiest day.

Staffing

With the consistent increase in users bringing waste and recycling to the facility over the past several years, it became increasingly difficult to manage the operation with just two full-time staff and a third part-time person on Saturdays. For this reason, the Town Council approved an increase of another full-time person bringing the total to three full-time plus one extra person on Saturdays. This staffing level is working well as users of the facility can now receive the customer service necessary, and the influx of waste and recycling can be managed appropriately. The new position was justified by the added revenue from material collected at the Transfer Station.

Cost to the
Median Taxpayer
\$40



3.6
Full-time
Employees

Public Works Department

The Public Works Department would like to announce the retirement of our Crew Leader, David Osgood, after 27+ years of service and wish him well in the next chapter of his life. I would like to compliment our Department for doing an outstanding job on our construction projects, maintenance projects and winter snow removal operations. We had only one major snow storm event (17" in the middle of December), and with the exception of one other 8" storm we were only hit with several 1-2" snowstorms and icy road events.

Capital Improvement Projects

The reconstruction and pavement of Grant Road was completed in October of 2020.

Road Paving Projects

The following road was paved this fiscal year: Bragdon Road. Pavement overlay projects fall under the Operating Budget.

Road and Street Cross Culvert Replacements

The replacement and upgrade of driveway/drainage culverts is always an ongoing project for our department.

Road and Street Maintenance

Roadside mowing, striping, upgrades and replacement of street signs & lights, street sweeping, catch basin cleaning and drainage maintenance of our town roads are tasks we complete on an annual basis.

Special Projects

The Public Works Department is responsible for the hanging of the flags and holiday lights in the downtown area and we also set up the elections for the town. We have recently taken over the responsibility for the maintenance of all town-owned street lights as well.

Winter Season

The Town had 23 snow storms or icy road events this year. We used 1091 yards of road salt, 1011 yards of winter sand and 14,948 gallons of road surface treatment.

Many thanks to the citizens of Freeport, the Town Council and other Town Departments for their continued support of the Public Works Department!

13.9
Full-time
Employees

Approximate total
snow accumulation
47"



David Osgood, Quentin Brooks, Jeffrey Goldrup, Tammy Morrissey, Connie Carpenter, Howard Dyer, Robert Bradley, Alan Walsh, Kelly Gorham, Jacob Thoits, David Mathieu, Earl Gibson, Daniel Libby



Cost to the
Median Taxpayer
\$128



Finance Department

The Finance Department is dedicated to serving all Freeport Citizens and Town Departments. The Finance Department is responsible to ensure funds are budgeted, expensed, and collected accurately and efficiently. We oversee and administer the Town's financial and accounting systems, including the collection and disbursement of all monies for the Town. We are responsible for all property and excise tax collection for approximately 4,500 real property and 500 personal property accounts, federal and state grants, parking tickets, various permit & license fee collection, and processing vehicle registrations. Other functions of the department include the weekly payroll processing for the Town's 70 full-time and 75+ part-time employees, paying all of the Town's invoices, and billing for any receivables.

The Town of Freeport accepts debit and credit card payments. For citizens that wish to use this form of payment, there is an additional fee of \$1 for transactions up to \$40 or a 2.5% fee for transactions over \$40. This charge covers the cost of the processing fees from our third-party processor and is collected directly by them at the point of sale. Debit and credit card payments are accepted both online and over the counter, as well as at the Recycling and Public Works Facilities.

The Department is also responsible for all cash reconciliation and investing the Town's funds to ensure proper cash flow and maximum security and liquidity. The Finance Director works closely with the Town Manager on the budget process and is responsible for the annual estimate of revenue and preparing a balanced budget, in addition to preparing the financial statements and all subsequent notes and schedules. Several important financial statements are located at the end of this annual report. The full financial statements from FY2021 are available at Town Hall or on the Town's website www.freeportmaine.com. The audit was performed by Runyon Kersteen Ouellette of South Portland, Maine.

Robin Doak; Todd Reynolds;
Jessica Maloy, Finance Director;
Debra Reeder; Gail Moody



For FY2021, the Finance Department issued 4,961 tax bills, completed 11,606 vehicle registrations, and for accounts payable we processed 1,696 checks, 196 wires, and 771 EFT's.

Many of the services we offer, including re-registrations for automobiles, trailers, ATVs, snowmobiles and boats can be done online; please visit our website at www.freeportmaine.com.

If any member of the public has questions regarding the Finance Department, please call Finance Director Jessica Maloy at 865-4743 ext 115.

Important Tax Info

- Freeport's tax year starts July 1 each year and ends June 30 the following year.
- If you have recently purchased or sold property in the Town of Freeport, please notify the Assessor's Office and the Finance Office with the correct name, address, and mortgage holder(s) so that tax bills may be sent to the proper person(s).
- Please direct any questions about the valuation of your property to the Assessor's Office



Cost to the
Median Taxpayer
\$37



5
Full-time
Employee



Outstanding Taxes

Real Estate

| Property Owner | Property ID | Total Due |
|--------------------------------------|---------------|------------|
| 2019 | | |
| NORTON, JOYCE E, PARTY IN POSSESSION | 022020000000 | \$1,000.85 |
| 2020 | | |
| 8 VARNEY LLC | 02305600A000 | \$267.89 |
| APPLEYARD MANAGEMENT LLC | 02605100B000 | \$4,720.15 |
| BENWAY, C DAYTON & TYLER, CATHRYN | 01703700F000 | \$663.90 |
| BERNIER, IVY S & JOSEPH G | 01705100A000 | \$1,564.29 |
| BOWMAN, THOMAS E | 014005000000 | \$6,508.52 |
| BREWER, DANIEL | 017088000000 | \$3,158.04 |
| BREWER, SCOTT S | 01905300B000 | \$3,307.27 |
| CHABOT, CONNIE V | 01907600J00 0 | \$1,132.93 |
| CHASSE, MICHAEL W | 01809000A000 | \$1,774.79 |
| CIGRI PROPERTIES LLC | 009002000000 | \$669.17 |
| CLARK, KEVIN C | 003028ETC000 | \$7,776.43 |
| CLIFFORD, PHILIP P | 05A002000000 | \$579.07 |
| CLIFFORD, PHILIP P | 05A007000000 | \$5,960.54 |
| CLIFFORD, SUSAN F | 02108000A000 | \$1,587.16 |
| CLIFFORD, SUSAN F, PR | 021080000000 | \$3,518.48 |
| COSKERY, ROLAND | 019036001000 | \$3,749.05 |
| CRONE, GARY R | 02108800C000 | \$1,656.02 |
| CURIT JR, ROBERT E | 01707700C000 | \$4,045.61 |
| DEHAHN, LAWRENCE & JUDY, HEIRS OF | 020059000000 | \$2,259.22 |
| DILEO, MYRA SUSAN | 01901900A000 | \$1,354.10 |
| DURAND, CHARLES L | 01702300A000 | \$1,670.56 |
| HART, BRENDA, PR | 02102000B000 | \$124.24 |
| HOWARD, MICHAEL A & JAMES A | 022059000000 | \$1,384.65 |
| KENNEY, RICHARD & LOLITA | 01703300A000 | \$1,313.18 |
| MCCARTHY, ELAINE | 02203100C000 | \$1,693.24 |
| MORRISON, JEFFREY | 01701400A003 | \$1,404.01 |
| MORRISON, JEFFREY W | 01701500B003 | \$1,205.97 |
| MORRISON, JEFFREY W | 021084000000 | \$1,640.77 |
| NORTON, JOYCE E, HEIRS OF | 01804200I000 | \$1,590.15 |

| Property Owner | Property ID | Total Due |
|--------------------------------------|--------------|------------|
| NORTON, JOYCE E, PARTY IN POSSESSION | 022020000000 | \$2,998.80 |
| PLUMMER, CAROL | 001020000000 | \$8,642.34 |
| RATHEAU, YALI T | 01904400A000 | \$3,534.86 |
| RL MORRISON EXCAVATING INC | 02108400A000 | \$1,426.34 |
| ROMAC, CHRISTOPHER W | 018070030000 | \$1,978.79 |
| SEYMOUR, EDITH D & GEORGE T | 021019002000 | \$2,989.87 |
| SOULE, MICHAEL D & BILLIE M | 01809600A000 | \$715.79 |
| SULLIVAN, MARTINA | 001030000000 | \$423.46 |
| SUMMERS, ASHLEY L | 01801700A000 | \$2,449.33 |
| THE BUZZ LLC | 02504100B003 | \$8,885.44 |

2021

| | | |
|-----------------------------------|--------------|------------|
| 220 MAIN STREET FREE-PORT LLC | 01501200A000 | \$2,434.32 |
| 392 DOTEN LLC | 026041000000 | \$13.55 |
| 8 VARNEY LLC | 02305600A000 | \$6,966.40 |
| APPLEYARD MANAGEMENT LLC | 02605100B000 | \$4,205.60 |
| AWF, FAEZ G | 00900600C043 | \$838.08 |
| BAIRD LANDING DEVELOPMENT LLC | 017076009000 | \$1,328.60 |
| BALTIC NORTH LLC | 020002001000 | \$623.70 |
| BARKSDALE, SCOTT | 02405400D000 | \$27.75 |
| BARTER, NELSON M | 02101500I000 | \$563.50 |
| BARTHMAIER, ROGER F & ELIZABETH M | 01901900B004 | \$4,295.20 |
| BENWAY, C DAYTON & TYLER, CATHRYN | 01703700F000 | \$1,237.60 |
| BERNIER, IVY S & JOSEPH G | 01705100A000 | \$3,781.40 |
| BISSON JR, JEAN PAUL | 01802100A000 | \$1,176.00 |
| BOLDUC, DAVID | 01802900A000 | \$884.80 |
| BOLDUC, DAVID | 01802900B000 | \$1,166.20 |
| BOLDUC, DAVID A | 018025000000 | \$1,132.60 |
| BOLDUC, DAVID A | 01802600A000 | \$1,080.80 |
| BOLDUC, DAVID A | 01804900G000 | \$3,549.00 |
| BOLDUC, DAVID A | 018056000000 | \$1,264.20 |

Real Estate, continued

| Property Owner | Property ID | Total Due |
|------------------------------------|--------------|-------------|
| BOLDUC, DAVID A | 018029000000 | \$2,755.20 |
| BOWMAN, THOMAS E | 014005000000 | \$6,384.00 |
| BREWER, BRADLEY & PACKARD, BEVERLY | 021098000000 | \$457.10 |
| BREWER, DANIEL | 017088000000 | \$77,701.40 |
| BREWER, SCOTT S | 01905300B000 | \$3,227.00 |
| BRIGGS, LOGAN | 029013000000 | \$2,783.30 |
| BROWN, RICHARD K | 012045000000 | \$1,360.58 |
| BUILDING SYSTEMS LLC | 017033008000 | \$1,149.18 |
| BUILDING SYSTEMS LLC | 017033012000 | \$1,149.18 |
| BUILDING SYSTEMS LLC | 017033013000 | \$1,144.98 |
| BURNETT, KERIN O | 018006000000 | \$16.80 |
| BURNS, MARY LOU & KEN-NETH J | 02100100A000 | \$750.40 |
| CAMDEN NATIONAL BANK | 811107000000 | \$400.40 |
| CHABOT, CONNIE V | 01907600J000 | \$1,072.40 |
| CHASSE, MICHAEL W | 01809000A000 | \$1,717.80 |
| CIGRI PROPERTIES LLC | 009002000000 | \$5,836.60 |
| CIGRI PROPERTIES LLC | 009002001000 | \$555.83 |
| CIGRI PROPERTIES LLC | 011099000000 | \$5,969.60 |
| CIGRI, TINA L | 01709100A000 | \$801.15 |
| CLARK, KEVIN C | 003028ETC000 | \$16,374.40 |
| CLIFFORD, PHILIP P | 05A002000000 | \$519.40 |
| CLIFFORD, PHILIP P | 05A007000000 | \$5,887.00 |
| CLIFFORD, SUSAN F | 02108000A000 | \$1,527.40 |
| CLIFFORD, SUSAN F, PR | 021080000000 | \$3,458.00 |
| COFFIN, WALTER J | 019068000000 | \$1,895.60 |
| CORDICE, PATRICIA A | 02000200F000 | \$0.85 |
| CORDNER, KRISTA L | 026049000000 | \$3,589.60 |
| CORLISS, RAYMOND H | 017034010000 | \$996.80 |
| CORLISS, RAYMOND H | 018090000000 | \$927.80 |
| COSKERY, ROLAND | 019036001000 | \$3,708.60 |
| CRAWFORD, STEVEN J | 022019000000 | \$1,779.40 |
| CRONE, GARY R | 02108800C000 | \$1,891.40 |
| CTCF LLC | 003015000000 | \$1,731.80 |

| Property Owner | Property ID | Total Due |
|--------------------------------------|--------------|-------------|
| CURIT JR, ROBERT E | 01707700C000 | \$3,970.40 |
| CURIT, CHRISTOPHER J | 01706700D000 | \$1,134.00 |
| CUSTOM PROPERTY & DE | 025012000000 | \$12,882.10 |
| D A B INC | 018026000000 | \$4,366.60 |
| DEHAHN, LAWRENCE & JUDY, HEIRS OF | 020059000000 | \$2,249.80 |
| DENNIS, RITA M | 01702800C001 | \$1,478.40 |
| DIEKMANN, KAREN LA-BAUGH | 02206300A000 | \$1,800.45 |
| DOANE, DONNA M | 018019000000 | \$912.33 |
| DORSEY, MARK M & VICTORIA E | 023009000000 | \$4,866.48 |
| DURAND, CHARLES L | 01702300A000 | \$1,563.80 |
| DURAND, CHARLES L | 01702300B000 | \$132.26 |
| EVERETT, SAMUEL T & CULVER, DONALD W | 817028F-N019 | \$161.00 |
| FAIRFIELDS FARM LLC | 019028000000 | \$10,320.80 |
| FARLEY, SAMANTHA J | 018022000000 | \$915.60 |
| FLETCHER PROPERTY GROUP | 02600400A004 | \$1,950.20 |
| FLETCHER PROPERTY GROUP | 02600400A002 | \$595.70 |
| FOSTER, PETER E & LINDA D | 020007000000 | \$2,920.40 |
| FRASER, CYNTHIA & TEMPLE, EDWARD | 81702800C0-5 | \$294.00 |
| GARREC, JEAN M | 02405400A000 | \$2.16 |
| GAYTON JR, ROBERT J | 01803400D014 | \$66.70 |
| GILLIAM, MICHAEL L | 02102100B000 | \$2,297.40 |
| GORDON, NATHAN H D | 017076010000 | \$3,272.50 |
| GREтна GROUP LLC | 023062000000 | \$4,408.60 |
| HART, LEROY, PR | 02102000B000 | \$1,401.40 |
| HAYWARD, BRADLEY R | 022067000000 | \$2,763.60 |
| HELDENBRAND, CHRISTINA B & KEITH | 02502200D000 | \$1,673.07 |
| HOBSON, STEVEN J | 019033000000 | \$2,690.80 |
| HOWARD, MICHAEL A & JAMES A | 022059000000 | \$1,269.80 |
| HUBBARD, RONALD A | 02009100C002 | \$819.70 |
| HWR LLC | 00901200A000 | \$2,107.98 |

Outstanding Taxes, continued

Real Estate, continued

| Property Owner | Property ID | Total Due |
|--------------------------------------|--------------|------------|
| JALBERT, MARIETTE | 05A053000000 | \$2,519.82 |
| KANGAS, ERIK | 01705500A000 | \$1,714.30 |
| KENNEY, RICHARD & LOLITA | 01703300A000 | \$1,250.20 |
| LAROCHE, KEVEN R | 021059000000 | \$1,924.41 |
| LAWRENCE JR, H LLOYD | 01204100A000 | \$399.00 |
| LAWRENCE JR, H LLOYD | 012042000000 | \$3,049.05 |
| LEYNE, LAURIE K | 0BE128000000 | \$64.40 |
| LUMLEY, ANDREW PR | 05A044000000 | \$5,287.37 |
| LUX LLC | 01304800B000 | \$4,069.24 |
| MAIER, JACK W | 011088000000 | \$1,100.40 |
| MAINES, GENEVA R | 01800200A000 | \$869.13 |
| MAINES, GENEVA R | 01800200C000 | \$1,614.96 |
| MARIETTE P & RONALD | 05A057000000 | \$6,933.50 |
| MARIETTE P JALBERT T | 05A058000000 | \$3,447.85 |
| MAY, JACK W | 002029000000 | \$4,156.60 |
| MCCARTHY, ELAINE | 02203100C000 | \$2,143.40 |
| MCCORMACK, JAMES A | 019004000000 | \$133.73 |
| MCGETTIGAN, MARIANNE | 005071000000 | \$380.10 |
| MCLAUGHLIN, STEVEN R | 02600300F000 | \$1,680.00 |
| MOON, BLAINE | 021061000000 | \$2,045.40 |
| MOON, THEODORE E | 016020000000 | \$561.75 |
| MOORE, LOIS ANN | 01805300C000 | \$838.43 |
| MORRISON, JEFFREY | 01701400A003 | \$1,341.20 |
| MORRISON, JEFFREY W | 01701500B003 | \$1,145.20 |
| MORRISON, JEFFREY W | 021084000000 | \$1,531.60 |
| NANCY A LIGHTER | 02506400A000 | \$29.93 |
| NANCY A LIGHTER | 02506400A001 | \$30.95 |
| NG, TOMMY H | 017086001000 | \$17.92 |
| NORTON, JOYCE E, HEIRS OF | 01804200I000 | \$1,527.40 |
| NORTON, JOYCE E, PARTY IN POSSESSION | 022020000000 | \$2,942.80 |
| PACE, JOLENE W | 02301700A000 | \$1,568.52 |
| PAINTER'S PARLOR | 011091000000 | \$15.71 |
| PALATINO GROUP LLC | 008001024000 | \$2,598.40 |
| PARTRIDGE, DIANE | ISLWLM000000 | \$7.11 |

| Property Owner | Property ID | Total Due |
|------------------------------|--------------|------------|
| PATTEE POND ROAD LLC | 011092000000 | \$25.45 |
| PLUMMER, CAROL | 001020000000 | \$8,521.80 |
| POSITIVE DEVELOP MAINE LLC | 023057000000 | \$589.88 |
| PUCKETT, BONNIE JEAN | 01707900D000 | \$5,157.60 |
| PUSHARD, BRIAN | 021092000000 | \$194.60 |
| PUSHARD, BRIAN L | 021093001000 | \$1,475.60 |
| PUSHARD, WILLIAM L, HEIRS OF | 008005000000 | \$1,527.40 |
| PUSHARD, WILLIAM L, HEIRS OF | 008006000000 | \$2,363.20 |
| R L MORRISON EXCAVAT-ING INC | 021084001000 | \$317.80 |
| RAND, DAVID | 010010000000 | \$1,739.50 |
| RATHEAU, YALI T | 01904400A000 | \$3,438.40 |
| RENK-GREENLAW, SHARON | 024032000000 | \$11.50 |
| REYNOLDS, RICHARD T | 010011000000 | \$3.25 |
| RL MORRISON EXCAVATING INC | 02108400A000 | \$1,365.00 |
| ROMAC, CHRISTOPHER W | 018070030000 | \$1,915.20 |
| RONALD A JALBERT TRUST | 05A054000000 | \$1,221.50 |
| ROWE, CHARLES F | 022049000000 | \$1,576.93 |
| RUMERY, JEREMIAH | 018048000000 | \$650.44 |
| SARAH JUENEMANN FAM-ILY | 020094000000 | \$9,610.40 |
| SAWYER STREET DEVELOP-MENT | 018005001000 | \$165.03 |
| SAWYER, BRUCE R | 02600300B004 | \$1,619.11 |
| SCARKS, STEFAN | 02503700A000 | \$6,786.50 |
| SCHWENK, JOHN F | 020058000000 | \$79.80 |
| SCHWENK, JOHN F | 02005800B000 | \$2,059.39 |
| SEYMOUR JR, PAUL J | 017085002000 | \$1,166.20 |
| SEYMOUR JR, PAUL J | 017085001000 | \$2,832.20 |
| SEYMOUR, EDITH D & GEORGE T | 021019002000 | \$2,809.80 |
| SEYMOUR, TONI J | 01703900B000 | \$626.16 |
| SHADY LEDGE LANE LLC | 025024000000 | \$40.60 |
| SHEPARD, PETER | 05A014000000 | \$5,989.20 |

| Property Owner | Property ID | Total Due |
|-------------------------------------|--------------|-------------|
| SHETTERLY, CAITLIN & DA-VIS, DANIEL | 020040000000 | \$4,704.00 |
| SHIELDS, SIMONE A | 0BB02200B000 | \$987.70 |
| SO FREE MARKET LLC | 002086000000 | \$3.63 |
| SOULE, MICHAEL D & BILLIE M | 01809600A000 | \$1,685.60 |
| STAPLES, LORI L | 017010001000 | \$570.51 |
| SULLIVAN, MARTINA | 001030000000 | \$4,321.80 |
| SUMMERS, ASHLEY L | 01801700A000 | \$2,378.60 |
| TAKACS, TINA E | 00900600B036 | \$1,705.20 |
| THE BUZZ LLC | 02504100B003 | \$28,266.00 |
| THEODORE J SAMUEL RE-VOCABLE TRUST | 002019000000 | \$16.62 |
| THIBODEAU, MICHAEL J | 02302500A000 | \$3,166.23 |
| TITTMANN, EDWARD | 019063000000 | \$822.56 |
| TYLER, CATHRYN | 01703700G000 | \$794.88 |
| URBAN TRUST | 021064000000 | \$4,978.40 |
| VICKERSON III, RANDALL A | 01907600F000 | \$915.60 |
| VIFIADES, JASON A | 018031000000 | \$151.12 |
| WAITT, ROBERT | 018012005000 | \$142.80 |
| WHELAN, WILLIAM P | 020046000000 | \$99.40 |
| WINSHIP, DANIEL L | 01805300B000 | \$1,668.80 |
| WINTER HILL FARM LLC | 017035000000 | \$1,404.20 |
| WINTER HILL FARM LLC | 01703600A000 | \$6,444.20 |
| ZENG, XU HUI | 01804900K000 | \$172.02 |

Personal Property

| Property Owner | Property ID | Total Due |
|----------------|-------------|-----------|
| 2020 | | |
| WASHO, MIKE | 924 | \$16.24 |

2021

| | | |
|--------------------------|------|------------|
| BE HOSPITABLE LLC | 159 | \$4,061.04 |
| EDWARD D JONES & CO | 893 | \$117.92 |
| FLETCHER, JUSTIN | 1395 | \$0.79 |
| LEGARE, SARAH | 1387 | \$19.32 |
| MEDITERRANEAN GRILL | 972 | \$42.00 |
| RINGS MARINE SERVICE INC | 318 | \$4.44 |
| STARS & STRIPES BREWERY | 1368 | \$13.11 |



Tax Assessor

The Town Assessor is an agent of the State, and is charged by law with valuing property for the purpose of taxation. To raise funds for the budget approved by the Town Council, the Assessor prepares a taxable valuation list of all properties, then commits the assessments to the Town Tax Collector for collection. The Assessing Office then reports its activities for the year to the Property Tax Division of Maine Revenue Services, which audits our work.

Valuation History

This Office regularly updates valuations to keep assessments in line with the market and to maintain tax equity. Currently, the real estate market remains very active in this low-interest-rate environment, causing residential values to increase. On the other hand, commercial valuations have faced downward pressures owing to the increase of online shopping and the COVID-19 pandemic crisis. The town now certifies a 100% assessment ratio with Maine Revenue Services for this year.

Valuations committed on September 16, 2020:

| | |
|--------------------------------|------------------------|
| Taxable Real Estate | \$1,893,203,200 |
| Taxable Personal Property | \$68,057,364 |
| Total taxable valuation | \$1,961,260,564 |

Tax Rate

The tax rate has stayed fairly steady over the past several years. The FY 2021 rate was \$.0140.

Homestead Exemption

If you owned a home in Maine for 12 months prior to April 1, you may apply for this program. If eligible, one's property valuation was reduced by \$25,000. Forms are available at the Tax Assessor's office and on the Town's website at www.freeportmaine.com If you have already applied, there is no need to reapply.

Veteran's Exemption

A property owner may obtain a reduction in the valuation of their property up to \$6,000 if they are a veteran who was not dishonorably discharged and is over 62, or is an un-remarried widow/widower of a qualifying veteran. If the veteran is under 62 but is 100% disabled due to a service-connected disability, he/she might likewise qualify. Applications for these exemptions are available in the Assessor's Office, and on our website at www.freeportmaine.com

Important Notice


The State has passed an energy equipment exemption law. This law allows owners of a solar installation to apply for an exemption to offset the property tax consequences of such equipment. One may obtain an application from our office or find the application online at: <https://www.freeportmaine.com/assessor/pages/exemptions>

Applications should be submitted to our office by April 1.

Miscellaneous

This Office also coordinates the Town tax maps, E911 addressing, and acts as the Town's Census liaison.

2
Full-time
Employees



Robert Konzal, Assessor

Louise Thibeault,
Assistant Assessor



Cost to the
Median
Taxpayer
\$17



Code Enforcement

During this fiscal year, the Code Enforcement Department continued to educate and enforce the Town Ordinances for residents, contractors, and other related parties.

Staff

The Department is staffed by a part-time administrative assistant Bonnie Guerrette and one Codes Enforcement Officer (CEO) Nicholas Adams, Building, Electrical and Plumbing Inspector. The CEO conducted one thousand, one hundred and thirty-six (1,136) inspections for this fiscal year.

Permits and Revenue

The main source of revenue for the Code Enforcement Department is through the permitting process. Permits are required for several different Land Use Activities; the most common permits include Building, Electrical, Plumbing, Sign and Food Trucks. The estimated cost of work of all building permits for fiscal year 2021 was approximately \$50,760,267.37. Below is a list of the permits issued and the revenues for Fiscal Year 2021.

| Permit Type | Total | Revenue Type | Total |
|----------------------|--------------|------------------------|---------------------|
| Building Permits | 346 | Building Permit Fees | \$236,259.16 |
| Electrical Permits | 349 | Electrical Permit Fees | \$41,473.50 |
| Plumbing Permits | 233 | Plumbing Permit Fees | \$55,182.50 |
| Sign Permits | 44 | Sign Permit Fees | \$5,078.00 |
| Temporary Activity | 29 | Temp. Activity Fees | \$50.00 |
| Food Truck | 23 | Food Truck Fees | \$1,410.00 |
| Total Permits | 1,024 | Total Revenue | \$339,453.16 |

Building Permit Types

There were two hundred sixty-eight (268) residential permits issued and seventy-eight (78) commercial permits for fiscal year 2021. The number of one- and two-family dwelling units was increased to fifty-nine (59) permits total from last year. Of those permits issued forty-eight (48) were for single-family dwellings, one (1) duplex and

nine (9) permits were issued for accessory apartments. In addition, permits were issued for six (6) multifamily dwellings each containing twenty-four (24) units, for a total of one hundred forty-four (144) dwelling units. Therefore, there were two hundred and three (203) dwelling units permitted in Fiscal Year 2021.

Commercial Construction Permits

Of the seventy-eight (78) commercial permits issued several were for remodel/interior alterations and new commercial buildings, some of the larger permits were for the following:

- Levi's Freeport Historical Society, 45 Main Street
- First Parish Church/Freeport Arts and Cultural Alliance, 40 Main Street
- Mast Landing Brewery, 200 Lower Main Street
- Saco Bay Physical Therapy, 200 Lower Main Street
- Beacon Residences, Rogers Road off Desert Road

Board of Appeals

The Board of Appeals had an average year for requests. The Board held six (6) meetings/hearing. There were four (4) setback reduction/variance, and one (1) administrative appeal.

Fiscal Year 2022

The changes to the mandatory shoreland zoning regulations within the Zoning Ordinance and the FEMA flood maps that were proposed for Fiscal Year 2021 will be pushed back to Fiscal year 2022 or early Fiscal Year 2023. The State of Maine will adopt new Building, Electrical, Energy, Fire, Mechanical, Plumbing, and Ventilation Codes starting July 1, 2021 and we will be continuing to work with the Planning Department to digitize all land use records.

2
Full-time
Employees

Cost to the
Median
Taxpayer
\$9

Bonnie Guerrette,
Code Enforcement
Clerk



Nicholas Adams,
Code Enforcement Officer



Freeport Cable TV3

Freeport TV3 experienced a major change in personnel this year with the retirement of Rick Simard. Rick had been the manager of TV3 for around 25 years, having built the facility from its beginning. His hard work and dedication to Public, Educational and Government Access Television, and to the Town of Freeport, will be felt for many years. Thank you, Rick, for your many years of service.

Following Rick's retirement, John Goran took over as Interim Manager of TV3. John has worked with Rick for the past 7 years. He has an extensive background in telecommunications and broadcast engineering, as well as 25 years in community TV. John has been the primary programmer and operator of the newly installed Tightrope Cablecast system, having 20 years of experience with Cablecast hardware and software. Along with Brian Lougee, our long-time camera operator for our meetings, John & Brian have kept TV3 operating. Thanks go to Brian for his years of dedication to the Town of Freeport.

Our recording and archiving of municipal meetings remain our focus. Along with municipal meetings, we offer a wide variety of programming for all viewers; live news, music videos, lifestyle, movies, documentaries, informative videos, talk shows, and much more. Some of the programs offered are produced here in Maine. All our programming is of local interest.

FCTV3 is primarily a government access facility serving the residents of Freeport on Comcast Channel 3 (Channel 3 is seen only in Freeport). Freeport TV3 became available on the following platforms during this fiscal year: Roku TV, Amazon Fire TV and Apple TV. Instructions for accessing these platforms is available on the "Freeport Community Television" Department section of the Town website. Our VOD (Video-on-Demand) service is an archive of municipal meetings. You may access our VOD service as well as our live stream (both available world-wide) at: fctv3.freeportmaine.com

Meetings contained in the VOD archive are available for download. Please contact the TV3 office for details and instructions. Daily and weekly programming schedules are also available at the above address. Please note our program offerings change at the beginning of each month. Our bulletin board runs 24 hours every day, when programming is not running. We offer all our residents and organizations the ability to post announcements of interest to the community. In addition, there is a wide variety of information available on the bulletin board, such as up-to-date news, sports, weather, and more.

We welcome suggestions for programing and postings for the bulletin board. Please get in touch: fctv3@freeportmaine.com 207-865-4743 x114

Cost to the Median Taxpayer

\$7




FCTV3 Statistics for FY21

- Total number of shows/meetings played on TV3: 6,551
- Total hours of programming: 5,057
- Total number of municipal meetings recorded: 50
 - Town Council: 25
 - Planning Board: 12
 - Project Review Board: 13
- Total number of meeting replays:
 - Town Council: 279
 - Planning Board: 182
 - Project Review Board: 185
- Total number of Meetings viewed on VOD:
 - Town Council: 399
 - Planning Board: 76
 - Project Review Board: 95

2.12

Full-time Employee

John Goran



Train & Information Center

The Freeport Train & Information Center is located at 23 Depot Street in The Hose Tower Building adjacent to the Downeaster Platform. The Center serves as the Freeport Downeaster train station and as a Visit Freeport Information Center. The Center is open 7 days a week and the hours are: Monday through Friday 7 a.m. until 5 p.m., Saturday 7 a.m. until 5:30 p.m. and on Sunday from 10 a.m. until 5:30 p.m. The staff's mission at the Freeport Train & Information Center is to provide information and assistance to all train riders and all visitors to Freeport. Our goal is to give whatever assistance we can to make their visit an enjoyable experience.

Freeport has had Downeaster service since November 1, 2012. Presently, it has five round trip trains to Boston each day. Schedules change in May and November.

Since the start of service in November of 2012 through June of 2021, Freeport has served 110,136 Downeaster passengers. During this same period the staff at the Center assisted 44,135 non-train passenger visitors. From July 1, 2020 through June 30, 2021, the Town's fiscal year, the Train & Information Center has served 3,636 train passengers and 1,976 non-train visitors. The impact of the COVID-19 pandemic on train ridership and visitors to Freeport was substantial. There was no Downeaster train service for several weeks in the spring of 2020 and visitors to Freeport were few in number. Ridership is recovering and things hopefully will return to normal as the summer, fall and holiday season of 2021 unfold.



2.08

Full-time Employees

Passengers departing Freeport on the Downeaster continue to be a mix of folks taking the train to Boston and other Downeaster destinations. Many riders that board in Freeport are planning to continue their travel once reaching Boston either by train or airplane. Freeport also serves several riders that work in Boston during the week. They commute, leaving on Sunday night or Monday morning and returning Friday night for the weekend. Arriving trains carry a mix of day shoppers, extended stay visitors and Freeport and area travelers returning from vacation or business travel. School, civic and family groups also traveled from Freeport to Boston on the Downeaster for day trips, concerts and sporting events during the 2019-2020 fiscal year. During the summer and fall months, a large number of visitors from all over the world use the Downeaster to travel to Freeport. Boston is the most frequent departure and destination for passengers using the Freeport Train & Information Center, with Haverhill and Woburn, Massachusetts next in order for Freeport usage.

Train Center staff assists Downeaster passengers with ticket purchases, information on train schedules, train arrival and departure status, ticket pricing, and other Downeaster stations, Downeaster travel packages as well as trip planning for the entire Amtrak System. Staff at the Center welcome train and non-train visitors to Freeport by providing them with Visit Freeport maps and guides, coupons, brochures on Freeport stores, restaurants, hotels, bed and breakfast accommodations and attractions in the area. Staff also provide visitors with driving directions to other destinations in Maine along with State of Maine Maps.

If you have not visited the Train & Information Center, please do.

Staff of the Train & Information Center includes Ed Bonney, Sherri Hofacker, Susan Peterson, Julie Fraser, and Ruth Daniel.

At the time of printing, our dear friend and colleague Edward Bonney passed away on September 12, 2021 from a short illness. It would take too many pages to honor Edward's career accomplishments and his service to the Town of Freeport. He will be dearly missed.



Cost to the Median Taxpayer

\$6

Planning Department

The Planning Department serves many functions for the Town of Freeport, including providing staff assistance to the Planning Board, Project Review Board, Staff Review Board and other municipal committees on an as needed basis. The Department is staffed by a Town Planner and an Assistant Town Planner and has been fully staffed as of August 2020, when we welcomed Assistant Planner, Cecilia Smith.

The Planning Board conducts both short-term and long-range planning for the community. Topics can come to the Board in different ways; they can be initiated by the Board, the Town Council or applicants. At the request of the Freeport Town Council, the Board continued its work regarding the creation of solar regulations for Freeport. New definitions and performance standards for solar energy generation systems were recommended and adopted (in a slightly modified version) by the Town Council. After the initial adoption, the Planning Board reviewed a few amendments to the new regulations based upon public discussions and a request from the Council.

The Planning Board held a workshop with Freeport Economic Development Corporation (FEDC) about housing in the village area. With the assistance of FEDC, proposed ordinance amendments were developed and the Planning Board recommended changes pertaining to building height, the land per dwelling unit requirement and adding mixed use as a permitted use (subject to site plan review) in some of the Village Commercial Zones.

There were a few other applicant driven agenda items that the Planning Board discussed. The Board continued to review an application for the Nature Based and Art Overlay District in the area of the Desert of Maine and ultimately made a recommendation to the Council for the creation of the new overlay district and associated standards. The Board also reviewed two applications pertaining to the Village Commercial I Zoning District: a change to make existing single-family homes conforming uses and an update to the language for setbacks changing the word “masonry” to “non-combustible.” The Board also had a discussion with an applicant looking to possibly change residential density requirements in the area of Old County Road and Desert Road. There was a lot of public interest in this discussion and ultimately the discussion did not move forward to a formal application.

Although some minor updates to Shoreland Zoning regulations did occur this year, a complete update of Shoreland Zoning regulations will occur in the coming fiscal year. The Board also started some early discussion regarding the updating of the Town’s Comprehensive Plan (2011).

The Project Review Board reviews development proposals for the Town of Freeport. This includes applications for Site Plan Review, Subdivision Review and/or Design Review. Even with the pandemic, the Board continued to review a steady stream of applications, reviewing 50 applications this year and sometimes needing to meet twice in a month. The complexity of applications continued, with many requiring multiple types of review by the Board. Some of the larger commercial projects under review included the additional phases of the L.L.Bean, Inc. Corporate Campus Renovation and changes at the Desert of Maine.

Residential subdivision reviews included a variety of project types with the review of some subdivision amendments, a subdivision renewal, and a few smaller projects. The Board did grant final approval in November for the Beacon Residences; a 144-unit residential project on Desert Road. Towards the end of the fiscal year, the Board conducted an initial review of an 80 unit (40 duplexes) residential project on US Route One (north). The number of applications for Design Review Certificates was high, with half of all applications including review of a Design Review Certificate. While some were applications just for Design Review Certificates, others included multiple review types. Request for Design Review Certificates included a mix of residential and commercial projects throughout the Village area.

The Staff Review Board reviews smaller development proposals. This Board was created to help expedite the review and approval of smaller commercial projects where minimal changes are proposed. In the past year, the Board reviewed seven applications: one change of use, a gravel pit renewal and five applications for residential fill permits.

Due to the ongoing COVID-19 pandemic, operations of the Boards continued to be altered and the Boards continued to meet virtually (using Zoom technology). Although some procedures had to be slightly modified, public meetings moved forward with the option for the Board, applicants, and the public to continue with the public meeting process, no matter of their physical location. The public continued to actively participate in the virtual public meeting process and in some cases, there was an increase in public participation.

Some functions of the Department also shifted as a result of the pandemic. Staff continued to work with the Town Manager and the Town Council to update an Emergency Ordinance to support our businesses in operational changes they needed to make to safely operate during the COVID 19 pandemic.

The Department also played a role in the Freeport Downtown Vision Planning process, which was a project of the Town Council, with assistance from the Freeport Economic Development Corporation (FEDC). The public process will continue in the coming year to create a Vision for Downtown Freeport.

Staff is always available to help residents and business owners understand municipal ordinances and how they pertain to the community and individual properties. As always, we welcome any members of our community to reach out with land use questions, if they want to get involved in Planning initiatives in Freeport, or if you have your own ideas on how to keep Freeport a great community to live, work and play!

Cumberland County

The Town of Freeport calendar year 2021 County tax was \$1,286,019. Cumberland County provides the Town of Freeport services such as Cumberland County Jail, Sheriff, District Attorney, Probate Office, Registry of Deeds, Regional Communications Center, and Emergency Management Agency. In 2021, Commissioner Stephen Gorden represented District 3, which includes the Town of Freeport, as one of five chief elected officials of the County.

For 2021, Freeport’s valuation increase was slightly above the average for the county. Countywide valuation increased 5.40%, and Freeport was 7.6%. As a result, the town’s warrant went up 3.41%, slightly more than the 1.26% countywide average. In 2010, the Town of Freeport represented 3.7% of the overall countywide property valuation. In 2014, Freeport had dropped to 3.5%. As a result of multiple years of growth, Freeport now is at 3.8% of overall countywide valuation in 2021.



Caroline Pelletier,
Town Planner;
Cecilia Smith,
Assistant Planner



Cost to the
Median
Taxpayer
\$12



Police Department

Nathaniel Goodman, Chief
Paul Powers, Lieutenant
Matthew Moorhouse, Sergeant
George Savidge, Sergeant
Gino Bianchini, Detective
Michael McManus, Officer
Keith Norris, Officer
Malcolm Marshall, Officer
Beck Rice, Officer
Will Brown, Officer
Jason O'Toole, Officer
Alison Murray, Officer
Mark Dorval, Officer
Brad Rogers, Officer

Steve Stubbs, Officer
"Cassie," K9
"Kora," K9
Jason Bartlett, Reserve Officer
Charles Tetreau, Marine Patrol/
Harbor Master
Gabrielle Tilton, Administrative
Assistant
Amy O'Neil, Reception
Jensen Bartlett, Parking
Enforcement

The Police Department has seen many changes over the last year to include:

- Retirement of Chief Susan B. Nourse after 36 years of service.
- Promotion of Lt. Nathaniel Goodman to Chief.
- Promotion of Sgt. Paul Powers to Lieutenant.
- Promotion of Officer Savidge to Sergeant.
- Retirement of our K9 "Cassie" after 10 years of meritorious service with her handler Sgt. Matthew Moorhouse, to include over 20 successful tracks during the last year alone. *Great Job Matt and Cassie!*
- New hire of Officer Brad Rogers, a 25+ year veteran of police work to our team.
- New hire of Officer Mark Dorval, a 20+ year veteran of police work to our team.
- New hire of Officer Steven Stubbs a 12+ year veteran of police work to our team.
- Officer Stubbs brings with him his K9 partner "Kora" to begin service in Freeport effective October of 2022. She is a certified Belgian Malinois trained to track lost/missing people, crowd control and illegal-narcotic searches.

Please join us in welcoming our newest officers to Freeport!



Cost to the Median Taxpayer
\$127



Susan Nourse, Retiring Police Chief

K-9 Kyra, a Belgian Malinois in the beginning stages of training.



Offer Moorhouse with K-9 Cassie, who retired in October, 2021 after 10 years of service to the town of Freeport. She had approximately 300 calls for service throughout her career. K-9 Cassie assisted in evidence and article recovery, handler/officer protection, criminal apprehension, building searches, locating of narcotics and tracking—primarily of missing/lost children and adults, elderly, people with various mental health issues that were in crisis and either got lost or ran away on foot and, bad guys that committed crimes and fled the area on foot.

Freeport Police Department recently joined Brunswick Police Department by having five officers trained in "Project Lifesaver." This program uses special radio transmitters to help locate people with Alzheimer's, dementia, autism or anyone predisposed to wandering. We encourage anyone interested in this program to reach out to Lieutenant Powers for more information.

We partnered with Casco Bay CAN for several "drug take back" days where citizens can drop off unwanted or unused prescription drugs for proper disposal. We maintain a drug take back recycle container in the Public Safety lobby for this purpose. Access anytime during regular business hours.

Freeport officers are each tasked with completing a dozen online courses each year through JPMA on courses such as; New Case law (Maine), Constitutional law, implicit bias, de-escalation tactics, low-speed emergency vehicle operations, firearms, first aid, intoxilyzer, use of force, and domestic violence.

We have worked hard over the last several years to have each of our officers attend the 40-hour NAMI-Maine course on Mental Health for first-line responders.



Nathaniel Goodman, Chief of Police



Officer Steven Stubbs and K-9 Kora. She is a five year old Belgian Malinois who is already Patrol and Narcotic Certified. Officer Steven Stubbs came to Freeport after spending 13 years with the Windham Police Department assigned to the K-9 Unit. K-9 Kora is Officer Stubbs second K-9 partner in his Law Enforcement career.

17.9

Full-time Employees including local public safety reception, not including Brunswick dispatch

Fire Rescue Department

It is with great pleasure that I report to you on the activities of your Fire Rescue Department for FY 2021. It is our privilege to provide around-the-clock fire, rescue, and emergency medical services (EMS) coverage to the community. By way of organization, our on-duty staff are cross-trained as firefighters and EMS providers with coverage to the paramedic level. During fiscal year 2021, the Freeport Fire Rescue Department answered 1,679 calls for service inclusive of medical calls, fires, automatic alarms, motor vehicle accidents, and varied other emergencies. During this period, the Department responded to 40 fires, resulting in property loss of \$486,300, with \$460,000 in structural fire losses, \$17,500 in vehicle fire losses, and \$8,800 in other losses.

It has been my pleasure to witness the dedication and professionalism as our members continue to improve their skills to better serve the citizens of, and visitors to, Freeport.

This professionalism was evident when, on October 10, 2020, Captain EMT-B Jason Cass, FF-AEMT Michael Hanson, FF Thomas Parienteau, FF-EMT-P Scott Smith, and FF Kenneth Stilkey, along with Brunswick Fire Department, assisted in the delivery of a baby girl. The letter sent to my office states, "Maine EMS and the Maine EMS for Children program would like to recognize the high quality of patient care and exemplary service during a recent EMS response," when referencing the commendation for each member. All involved, as well as the Freeport community at large, should be proud of such an accomplishment.

Fiscal Year 2021 saw the continued presence of the COVID-19 pandemic and the Town's continued response to the same. I am pleased to report that through their efforts to conform to best practices, not a single member of the Department contracted the virus. To that end, I wish to thank Portland Fire Department for administering the vaccine to our members and to our members for utilizing appropriate PPE at all times. For FY 2021, the Town of Freeport, along with all other Cumberland County municipalities, continued with the commonsense approach to emergency planning, by looking at the county as a whole, as no single town municipality can properly mitigate a large-scale incident without partners. Freeport's Emergency Operations Plan (EOP) will be based upon this new county-wide approach and should be completed in FY 2022.



Finally, I wish to end by thanking you the citizens, the Town Council and town staff for your continued support of Freeport Fire Rescue. As your Fire Chief, I hope you will utilize me as the link to the services provided by your Fire Rescue Department. I may be reached by telephone at 865-3421 or by e-mail at cjordan@freeportmaine.com, but I encourage you to stop by the Public Safety building at 4 Main Street for a tour or to discuss any fire/rescue related matter.

We are available to provide CPR training to groups and organizations. For more information, please call Chief Jordan at 865-3421.

23.45 Full-time Employees, Emergency Services

2.5 Full-time Employees, Non-emergency Services



Charles Jordan, Fire Rescue Chief



J. Veilleux



Cost to the Median Taxpayer
\$92

RSU5 Superintendent of Schools

We want to thank all the residents for the passage of our current budget. The adopted budget for 2021-22 is \$35,714,763. Most of the expenditure increases included additional costs in the following areas: contractual salary and benefits, funding for additional support staff, an additional computer tech position, one additional bus driver/custodian position, an additional second grade teacher due to increased enrollment, and the establishment of a tennis court reserve account for eventual replacement of the tennis courts. We are excited that students have returned to in person learning five days a week. We hope to maintain this throughout the year except in cases that require a class or grade level to quarantine. In those instances, we will provide remote learning.

We are grateful for the individuals willing to volunteer and serve on the RSU5 Board of Directors. Current Board members from Durham are Candace deCspikes, Jen Galletta, and School Board Chair Michelle Ritcheson; members from Freeport are Jeremy Clough, Susana Hancock, Maddy Vertenten, Lindsey Furtney, Valy Steverlynck, and Maura Pillsbury; and members from Pownal are Jill Piker and Vice-chair Elizabeth Munsen. Our current student representative on the Board is Brady Grogan.

All Board goals aim to ensure every student has an engaging, student-centered education, and graduates ready to enter college or the workforce. In June, 141 students graduated from Freeport High School, ready to venture into their post-graduation lives.

Over the past year, to support students in this effort, a newly created Freeport High School Scholarship Foundation was formed. The Foundation's goal is to raise money in order to provide scholarships to Freeport High School students annually. The scholarships are unique in the size of the awards and allow eligibility to 11th graders to help incentivize their post-graduation plans. Two scholarships, in the amount of \$5,000 per year for up to four years, were awarded this past spring. John Paterson, President of the Foundation said, "Our long term goal for the Foundation is to raise \$2,000,000 so that we can extend our impact to more students." To learn more about the Foundation, visit the website at www.fhsscholarships.org.

To attain the Board goals we have an extremely dedicated, qualified staff serving our students. We educated 1,949 students during the 2020-21 school year, which was a decrease of 63 students from the

October 1st enrollment from 2019. We believe this decrease was primarily due to the pandemic. Currently, the non-certified enrollment is 2018. If this remains stable, this will be an increase of 69 from last year's October 1st certified enrollment.

Through the collective efforts of our staff, parents, students and community members, we strive to provide a quality education for all of our students. As we strive "to inspire and support every learner by challenging minds, building character, sparking creativity, and nurturing passions," we appreciate your support and involvement in educating our students in RSU5!



Cost to the Median Taxpayer
\$3,082

Freeport Community Library

The Freeport Community Library has continued to grow and improve our services despite the enormous challenges faced in 2020. Like all other libraries, our numbers dropped like a rock in March. Within a matter of hours, we had to cancel our programs and outside groups using our meeting space. Within a week the library was closed, and staff was directed to work from home. No one thought we would all be at home until nearly the end of May.

Despite having to close our building, FCL maintained many critical services for the public. Here are just some of the projects staff worked on from home throughout the spring:

- We designed and launched a new website: freeportlibrary.com
- We reallocated funds to our digital offerings, increasing our usage of the cloudLibrary by significant margins
- We set up a virtual Google site while our new website was being developed. The Google site allowed us to share activities and information for both adults and kids
- We launched a YouTube channel and filled it with book reviews, nature walks, and story times
- We launched a new eNewsletter to better communicate with the community
- We attended Zoom meetings, professional development trainings, and town safety training
- We reimagined our popular summer reading programs, bringing them online but still accessible for all

Staff returned to the library at the end of May and immediately began planning for the return of services. We took advantage of our time in the building to give our collection some much needed TLC. Curbside delivery started on June 8th and has been very successful since. By August, we reopened our building to the public. It looked and felt different with all the safety measures installed, but we were delighted to welcome back our wonderful users who enthusiastically responded to the resumption of services. Some elected to only use curbside pickup while others took advantage of the ability to browse our collections once more. As cases dropped, we increased access to the stacks and public computing. Once winter arrived and case counts accelerated, the library had to close the building off to the public. The switch to curbside services was relatively seamless and we added a tool to help our patrons find something to read, listen to, or watch. No matter if our building is open or not, we're here to help.



Throughout the summer and fall we experimented with programming for all ages. We also welcomed a new staff member, Taylor, to the Youth Services team. You can check out her virtual storytime on our YouTube channel, website, or Facebook. We've had tremendous success with our Grab and Go crafts and projects. From mason jar succulents to acorn wreaths to furoshiki bags and more, both the Adult and Youth Services teams have been busy brainstorming fun and enriching activities for folks of all ages – stay tuned for more! Since in-person programming is on hold, adult programming went online. We hosted an author talk with Irene Drago, learned about composting with ecomaine, brought Wendy Thompson back to talk about the college application process, and more.

Lastly, the staff of FCL have been working hard to bring our community more services outside of the building. We continue to increase our offerings in cloudLibrary and we've now added a digital video streaming service, Kanopy. We have plans to resume an in-home book delivery program for seniors.

We want our library to be a welcoming place for everyone regardless of how they're accessing our services. While we hope and expect some normalcy to return in 2021, FCL staff will continue to do our best to provide engaging and essential services to the Freeport community no matter the circumstances.

8.95
Full-time
Employees

Cost to the Median Taxpayer
\$39



General Assistance

The General Assistance Program (GA) is a State-mandated, municipally administered financial assistance program. It was designed to be the program of last resort for residents of the community who are unable to provide for their basic needs (e.g. food, shelter, heating fuel, electricity). The General Assistance office continued to see many Freeport residents requesting assistance for help with their basic necessities, and many residents requesting assistance for the very first time this past year due to the financial impact of the coronavirus pandemic.

GA overall maximum levels of assistance, which are set by the State, are extremely low and many in need are over the income guidelines for the General Assistance Program. In an effort to assist households not qualifying for general assistance, yet unable to cover the cost of their basic necessities, the Town of Freeport has established a number of programs to address meeting some of those needs. The **Freeport Heating Assistance Fund** is funded through an Annual Appeal to Freeport residents. Over \$26,000 in contributions were received by 184 generous Freeport residents to support the fund during this year's Annual Appeal. Forty-five Freeport households were assisted through this fund during the 2020-2021 heating season.

The General Assistance department continues to administer the Arthur L. Gould Medical Trust Fund. The **Arthur L. Gould Fund** was established in 1968 through a gift to the Town as bequeathed by Arthur L. Gould, M.D., a former resident and practicing physician of Freeport. The earned income of this fund was designated to be used for eligible Freeport residents for necessary medical attention and hospitalization. In FY21 this Fund assisted 38 residents with over \$13,040 in medical expenses.

The General Assistance Office also administers the **Emergency Rental Assistance Fund** which is a collaboration between the Freeport Housing Trust (FHT) and the Town of Freeport to help prevent lower income renters from becoming homeless when a documented, non-preventable emergency has caused the applicant's housing situation to be in jeopardy and all other assistance programs have been exhausted. Seventeen households facing evictions have been assisted through this program since its inception. In the spring of 2020, although the Governor of Maine ordered evictions could not occur during the declared state of emergency, eligibility for the Town's Emergency Rental Assistance Fund was extended to households affected by the coronavirus pandemic in order to prevent back rent accumulating, thereby preventing evictions from occurring in the future.

The General Assistance Office was also fortunate to be able to establish the **Anne Dorsey Loth Assistance Fund** in December of 2019 through a generous gift to the town as bequeathed by Anne Dorsey Loth, a former Freeport resident and dedicated social worker. This fund is intended to assist Freeport residents when their critical needs cannot be met on their own or by any other existing resources and when the inability to meet these needs may compromise the health or welfare of the household or interfere in their ability to sustain a reasonable level of existence. This gift of cash is safely invested with the earned income to be used annually by the General Assistance director, ensuring that this gift will continue to benefit Freeport residents in perpetuity. Assistance from this fund has been distributed five times to Freeport households, most often to prevent evictions and foreclosures when there has been a loss of income due to unforeseen and unpreventable medical conditions.

The arrival of the coronavirus pandemic in the last few months of Fiscal Year 2020 necessitated that the town assist in addressing new and unexpected needs of our residents in creative and responsive ways. The **Freeport Grocery Buddy program** was launched in April of 2020 to assist our senior residents over 65 and those with medical conditions in obtaining necessary food and personal care items who felt unsafe going to the grocery store. The General Assistance Office coordinated this program with local residents who volunteered to be "buddied up" with elderly/medically compromised residents. Volunteers provided essential shopping and delivery services up to once a week for residents requesting assistance.

Also in April, 2020, a number of generous Freeport residents raised funds to provide relief for Freeport households significantly affected by the coronavirus pandemic. Over \$20,000 was raised to assist households which previously had seldom or never found themselves in a situation needing to seek assistance and were now without suf-

1
Full-time
Employees



Cost to the
Median
Taxpayer
\$9



P. Salter

A. Rouda

ficient income and resources to ensure the overall health, safety and welfare of their families. The General Assistance Office developed the **COVID Relief Fund**, which was formally established by the Town Council on April 28, 2020. Requests for grants from this fund are reviewed by a three-person committee of town officials. Grants are made on a case-by-case basis and prioritized according to urgency and household circumstances. Fifteen households were approved to receive funds which provided critical support to get them through dire circumstances.

And, as if there was no end to the generosity of Freeport residents, five **anonymous donors** provided the equivalent of \$4,750 in Bow Street Market and Shaw's gift cards which were distributed to fifty households in need during the pandemic. Further anonymous donations continue to be made, including a resident who donated their stimulus check to assist a family with paying their rent.

Please Note: Beginning September 1, 2021, the Town of Freeport is contracting with Freeport Community Services to administer the General Assistance Program. For more information or to schedule an appointment to apply for General Assistance please contact the Manager of Programs at Freeport Community Services at 865-3985 x205.

Human Service Agencies

| Agency Information and Services Offered | # Freeport Residents Served Annually | FY2021 Support |
|--|--------------------------------------|--------------------|
| Freeport Community Services PO Box 119, Freeport (207) 865-3985 Food Pantry; financial assistance (gas, heat, school supplies, camp scholarships, CMP, clothing) referral and information; transportation for medical appointments; free community lunch; community center with public meeting space, etc. | varies by program | \$21,000.00 |
| Port Teen Center 17 West St, Freeport (207) 865-6171 Teen center, special events, educational opportunities, ESOL Program, Adult Learning Lab | varies by program | \$8,250.00 |
| Freeport Elders 53 Depot St, Freeport (207) 865-3985 x 219 Senior center, fitness programs, information & educational programs, community support, trips | varies by program | \$6,500.00 |
| Freeport Dental Program - Alta Dental 348 US Route One, Freeport (207) 865-1900 Routine dental care, fluoride & sealants, restorative work for school age children | 40 | \$1,800.00 |
| Oasis Free Clinic 66 Baribeau Drive, Brunswick (207) 721-9277 Free quality medical, dental and mental health services and prescription assistance program | 20 | \$750.00 |
| Agency on Aging 136 US Route 1, Scarborough (207) 396-6500 Meals on Wheels, Maine Senior Games, information and resources, health insurance counseling, etc. | 131 | \$1,000.00 |
| Through These Doors PO Box 704, Portland (207)767-4952 Prevention education; individual and court advocacy services | 24 | \$500.00 |
| | Total | \$39,800.00 |

Please note: The above information was self-reported by the respective agencies during the budgeting process.



Cost to the
Median Taxpayer
\$3



" I would like to take this opportunity to express how fortunate Freeport is to have so many dedicated and generous individuals, businesses and organizations who work together to support Freeport residents, in particular my fellow Town employees, Freeport Community Services, Freeport Housing Trust, and Police personnel. Although this pandemic has been an extremely difficult time for all of us, it has also been a time which has illustrated the compassion and commitment this community and residents have for one another. The generosity of time, donations, and the spirit this community has demonstrated not only during this pandemic, but during the entire time I have worked for the Town have left me awestruck. It has truly been an honor and delight to work with and for the Freeport community. As I head off into retirement, I wish only the very best to everyone who has touched my life over these past twenty-six years."



Johanna
Hanselman,
General
Assistance
Administrator

Harbormaster

The Harbormaster’s Office deals with a wide range of issues within Freeport’s coastal waters which include: assisting mariners, recovering lost, stolen or sunken vessels and ensuring all vessels are operating with the proper safety equipment. The Harbormaster provides emergency transportation for the Freeport Police and Fire Departments as well as other neighboring agencies. The Harbormaster ensures that all public boat landings are operating safely and efficiently and plays a vital role in enforcing state laws as well as the Freeport Coastal Waters Ordinance.

The Harbormaster and Part-time Assistant Harbormaster, Frank Orr, work with the Freeport Shellfish Commission in keeping Freeport’s waters clear of any pollutants that will directly impact the health of marine life. With over fifty commercial shellfish license holders, we continue to take routine water samples for the Department of Marine Resources to monitor the health of Freeport’s waters. We inspect vessels that hold marine sanitation devices to ensure all “Y” valves are in the locked position while in Freeport waters. Transient vessels are also informed and educated that Freeport’s waters are a shellfish protection zone and no overboard discharge is tolerated.

Freeport’s waters are constantly changing and remain a resource for many different fisheries as well as recreational uses. The Harraseeket River holds over 350 moorings and is home to marinas, commercial fishermen, kayakers and much more. With over 35 miles of coastline, Freeport is currently home to over 50 aquaculture sites. To view specific aquaculture lease locations please visit: <https://www.maine.gov/dmr/aquaculture/leases/aquaculturemap.html>

Looking ahead, it is important that Freeport continues to manage its waters to ensure a productive working waterfront, as well a safe place to recreate.

The demand for a mooring in the Harraseeket River Anchorage continues to grow. The current number of boaters waiting for a mooring in the Harraseeket river is 140. To apply for a mooring within the anchorage please visit: <https://my.onlinemooring.com/FreeportME/home.aspx>

The Commission is always looking for new members. Anyone interested in serving is encouraged to apply. Application forms are available in the Town Clerk’s Office at the Freeport Town Hall and on the Town’s website.

2.1
Full-time
Employees



Charles Tetreau,
Marine Resource
Conservation Officer
and Harbormaster

Marine Resource Conservation

The shellfish industry continues to be a vital yet fragile industry. During the past year, the Shellfish Commission and harvesters have worked diligently to maintain open and productive flats. Soft shell clam landings for Freeport in 2020 were 346,979 lbs. representing a value of \$876,552, which is a reduction from 2019 (497,981 lbs., \$1,235,962).

There are many variables that influence the ability to maintain open harvesting and a healthy environment for shellfish. To ensure protection of the quality of the water, the Harraseeket River has been designated as a “no discharge zone” for all boats. The Shellfish Commission, along with the Harbormaster and personnel at the local boat yards, continue to educate boaters about the effects of overboard discharge and direct them to pump-out sites located at Brewers and Strouts Marinas. Local boaters are educated on an annual basis about boat usage and discharge systems as well as random inspections are completed by the Harbormaster and assistant Harbormaster. Several signs have been placed at boat yards and docks indicating the no discharge area.


This year the Freeport Shellfish Commission continues to focus on maintaining and improving Freeport’s water quality. The Shellfish commission also continues to work on locating pollution sources, shoreline cleanups, green crab trapping and educating Freeport’s residents on the importance of cleaning up after their pets. Looking into the upcoming year, the Shellfish Commission will not only focus on water quality and resource protection but maintaining and possibly creating new access points to the shoreline.

Working together with the Food and Drug Administration, and the Maine Department of Marine Resources, we maintain a year-round water quality monitoring schedule of all tidal areas in the Town of Freeport. Freeport’s water quality continues to test very well, thus maintaining the ability to keep our flats open. The status of our clam flats are monitored and revised continually by the State. Current conditions may be found on the DMR web site <http://www.maine.gov/dmr/shellfish-sanitation-management/index.html> or by calling the State Hotline, 1-800-232-4733.

Access to the shoreline is limited, and without the cooperation of businesses and private landowners, access would be even more difficult. On behalf of the commercial and recreational harvesters, thanks are extended to all who have made access possible. In addition to the efforts of the Shellfish Commission and the local harvesters, we must recognize and thank all the other groups and individuals that help support and protect this important resource. Among those are the local boat yards, the Harraseeket Yacht Club, the Harbor-master, Wolfe’s Neck Farm, and all of the responsible dog owners.

The Freeport Shellfish Commission is always looking for new members who have a passion for promoting the health of Freeport’s waters, as well as sustaining a working waterfront. Anyone that is interested in serving is encouraged to apply. Applications are available online and at the Town Clerk’s Office at the Freeport Town Hall.

Cost to the
Median Taxpayer
for combined Harbormaster and Marine
Resource Conservation Position
\$12



Winslow Park

Winslow Park saw a very different year in the summer of 2020 with the COVID-19 pandemic. After a late opening there were a number of restrictions in place for public safety. Despite these restrictions the park and campground were able to remain open to the public for much needed recreation time in the midst of mass closures.

The 2020 summer saw lower than normal numbers only due to steps taken to maintain public health. The campsites that remained open were almost fully booked throughout the season. The water-front sites, which all remained open, stayed consistently full as usual. 2020 daily visitor numbers remained high. Limits were placed on the number of people on the beach. Park entry remains free for senior citizens and young children. Harb Cottage saw a large number of applications for the 18 summer weeks. A number of rental weeks had to be cancelled due to travel restrictions. All but one of these weeks were transferred to the summer of 2021 so that the much coveted vacation stay could be utilized by the families. The last week at the end of the summer, which is generally donated to the community center, could not be utilized as they were unable to host their yearly auction.

No large events were held during the 2020 season. All group areas including the picnic shelters and group camping area were closed throughout the summer and into the fall of 2021.

Winslow Park continued to offer extensive discounts and fee waivers to Freeport residents and schools including entry, camping, season passes and events. Free camping weeks for Freeport residents were offered in September.

The start of the 2021 season, with the continued threat of the pandemic, saw somewhat of a return to normalcy. The opening day of reservations saw, by far, the largest demand the park has ever seen. Restrictions on the number of sites available as well as large events remained in effect. Despite this the campground saw the highest pre-season income and booking rate it ever has.

The park staff, town employees and Park Commission would like to thank all of the users of the property for their support. It has been a challenging couple of years for all and we are glad that we could offer an outdoor option in such a beautiful spot.



Neil Lyman,
Winslow Park
Manager

Costs are
completely
supported
by user fees



K. Cyr



C. Sanford


Bustins Island

The Bustins Community had a more “normal” season in 2021 though many restrictions and limitations were carried over from 2020 due to ongoing health risks associated with COVID-19. For example, some public buildings remained closed (library and historical society), our annual meeting was held outdoors, with masks strongly recommended, and our ferry, The Lilly B, operated an expanded schedule, but with still limited capacity and required public safety protocols. Some of the things we were able to add back included our 4th of July parade, public safety day, field day and our annual art show, plus our post office was open again. As well, though a public celebration will have to wait until summer 2022, the Bustins Public Landing was officially renamed in honor of Archie Ross who was the island’s ferry captain for 50 years. A bronze plaque in his honor and new signage were installed to commemorate this change.

After a hiatus in 2020 due to COVID-19, Bustins held its annual meeting on August 7th. Three Overseers were re-elected at the meeting, with Mandy Meyer elected for a second three-year term, and Judy Hayes and Hank Rauch each elected for a two-year term, which aligns with our bylaws that limit Overseers to six years of continuous service. Two articles of note were discussed at the meeting. Article Four, Remote Participation in Public Proceedings, led to the adoption of a policy authorizing remote participation in BIVC proceedings in accordance with state law. This article will be very beneficial to Bustins in expanding voter participation, both as engaged citizens and as potential elected or appointed officials. Article Five, Road Building Materials, was vigorously debated, but unsuccessful. This article could have limited or prevented the use of reclaimed asphalt pavement on island roads.

We continue to be grateful for the support from Freeport and its town officials, especially the Freeport Police, Fire Rescue and Harbor Patrol for their consistent presence and support. In particular, their ongoing support of Bustins Public Safety Committee and the island’s public safety day is critical given our unique situation.

Cost to the
Median Taxpayer
\$19
Approximately
60% of taxes paid
are returned to the
island



Bustins Island Select Board



C. Jordan

State Senate



Mattie Daughtry, State Senator

Dear Friends and Residents of Freeport,

Thank you for the opportunity to serve as your state senator. I’m incredibly honored to represent our communities in Augusta, and I promise to work as hard as I can on your behalf.

These past two years, Mainers have faced challenges we could have never imagined. We faced a global pandemic, mass unemployment, and an economic crisis. Thanks to the rollout of the COVID-19 vaccines, and hard work from our federal and state governments, we are in a much better place than we could have ever imagined a year ago. While we still have a long way to go, I encourage everyone to stay strong and to do their part to keep our communities healthy.

In the Legislature, I was appointed to serve on Education and Cultural Affairs Committee and selected by my colleagues to be the Assistant Majority Leader. I look forward to continuing my work on strengthening early childhood education, making higher education more affordable, and supporting our students, teachers and families as they learn and educate during the COVID-19 pandemic. In addition to my committee work, in the past session I sponsored a bill to create a Commission to study how to implement a paid family medical leave program in Maine, something I’ve been working on for my entire career.

In June, we passed a biennial budget with strong bipartisan support. The budget meets our obligation to fund 55 percent of K-12 public education for the first time, increases municipal revenue sharing to reduce property taxes, supports our senior living and nursing home facilities, makes all school meals free, expands access to healthcare, and invests in the creation of affordable housing. I’m proud of the way that Republicans, Democrats and Independents came together to pass this budget that will keep Maine moving forward.

I also want to remind you that I am here as a resource to you or your family. Whether you have an issue with your unemployment benefits, need to contact a state agency, or just have a question or comment, don’t hesitate to reach out. You can send me an email at Mattie.Daughtry@legislature.maine.gov or call my office at (207) 287-1515. I know these are still difficult times, but we will get through them and on to better days.

Sincerely,

Mattie Daughtry
State Senator

State House of Representatives



Melanie Sachs
State Representative

Dear Freeport Neighbors,

This past year has given us much to reflect upon. Among the many achievements we accomplished in the first half of the 130th Legislature, members worked hard to provide property tax relief, expand the Land for Maine’s Future Program to protect working forests, fund community-based mental health services, provide over 217,000 Mainers with access to dental care services, and much more.

I serve on the Joint Standing Committee on Taxation, where we discuss issues related to state and local taxes. I pushed hard for municipal revenue sharing to be increased to 5% from its current 3.75% (and it was!) School funding was also finally secured at its statutorily required 55%—a first. Property tax relief programs and securing more state funding for our community is incredibly important to me, and I will continue this work.

Additionally, I was honored to have recently been appointed to the Energy, Utilities and Technology Committee. There is much to be done, and I look forward to working alongside my colleagues to improve our state’s utilities, lower costs for consumers, and advance clean energy.

Of equal importance is my work on the Maine Climate Council’s Building, Infrastructure and Housing Working Group. The group is focused on evaluating and recommending strategies to reduce greenhouse gas emissions within Maine’s buildings, infrastructure and housing sectors, along with actions for adaptation and resiliency to climate change.

Although we are still in the midst of a pandemic, we have a lot to look forward to in 2022. In January, when our legislative work resumes, two key bills that I sponsored to expand Maine’s school-based health centers and create the Maine Redevelopment Land Bank Authority, an effort to convert abandoned properties into functional spaces once more, will be addressed.

Please know that you can reach out to me with questions, ideas, and concerns. I welcome your opinions and feedback on current legislation, future bill proposals, and the issues you care about. Again, thank you for the opportunity to represent you in the 130th Legislature. It is truly an honor to serve our community.

Respectfully,

Melanie Sachs
State Representative

U.S. Senate



Susan Collins,
United States Senator

Dear Friends:

I am deeply honored to serve the people of Maine in the U.S. Senate, and I welcome this opportunity to share some of the areas I have been working on over the past year.

The ongoing COVID-19 pandemic continues to pose enormous challenges for our state and our country. When the pandemic began, I co-authored the Paycheck Protection Program that helped small businesses remain afloat and keep their employees paid. In Maine, our small businesses received more than 47,000 forgivable loans totaling \$3.2 billion. I also led efforts to provide relief for loggers, lobstermen, and bus companies.

In addition, I helped secure \$700 million to assist Maine’s overwhelmed hospitals and nursing homes, and a new law I led prevented Medicare payment cuts to help further ease the financial strain on our hospitals. I also urged the CDC to update its recommendations so that our students and teachers could safely return to their classrooms, and I pressed the Administration to end the closure of the U.S.-Canada border.

While addressing the pandemic has been a major focus, I’ve also worked hard to ensure Maine’s other needs are met. A group of 10 Senators, of which I was a part, negotiated the landmark bipartisan infrastructure bill that was signed into law in November. I co-authored the section of the bill that will provide Maine with as much as \$300 million to expand high-speed internet in rural and underserved areas.

Soaring inflation is another crisis, particularly when it comes to the cost of heating oil. I have strongly supported federal programs that help Maine families stay warm. In November, Maine was awarded \$35 million to help low-income Mainers pay their energy bills. And the bipartisan infrastructure bill included \$3.5 billion to help families make energy efficiency improvements that would permanently lower their heating costs.

As a senior member of the Appropriations Committee, I have supported investments in Maine’s communities. This year’s funding bills include \$265 million I championed for 106 projects across Maine. These projects would help create jobs, improve workforce training, address the opioid crisis, and increase access to childcare and health care services. In addition, I worked to reverse proposed cuts to our Navy in order to help protect America and keep the skilled workers at Bath Iron Works on the job. The bills also include \$475 million for the construction of a new dry dock at Maine’s Portsmouth Naval Shipyard that will allow the Navy to continue to carry out its submarine missions. I will keep working to get these important bills enacted.

No one works harder than the people of Maine, and this year I honored that work ethic when I cast my 8,000th consecutive vote, becoming the only Senator in history to do so without ever having missed a roll call vote. The Lugar Center at Georgetown University once again ranked me as the most bipartisan Senator for the eighth year in a row.

In the New Year, I will keep working to solve problems and make life better for the people of Maine and America. May 2022 be a happy, healthy, and successful one for you, your family, and our state. Sincerely,

Susan M. Collins
United States Senator

U.S. House of Representatives



Chellie Pingree,
United States Representative

Dear Friends,

I hope this letter finds you well. It is an honor to represent you and your family during these challenging times, and I am thankful for the opportunity to update you on my work in Washington and Maine.

The COVID-19 pandemic continues to cause challenges for people in Maine and across the country. Please know that the health and safety of you and your loved ones, as well as the economic recovery of our communities, remains the driving force behind legislation I have pushed for in Congress.

In early 2021, Congress passed the American Rescue Plan, historic legislation that makes investments to crush the virus, create millions of jobs, provide direct relief to working families, and help schools remain safely open. Not only did this legislation give 90 percent of American households a stimulus check, but it also helped local and state governments better respond to the pandemic, put food on families’ tables, got more vaccine shots into arms, cut child poverty in half through the expanded Child Tax Credit, and so much more. The American Rescue Plan is one of the most important pieces of legislation Congress will ever pass, and I’m so proud to have supported it from the beginning. You can read more about this piece of legislation here: <https://pingree.house.gov/covid>.

Our economic recovery from the pandemic will be accelerated even more thanks to the bipartisan Infrastructure Investment and Jobs Act, which Congress passed in November. This legislation marks the most expansive infrastructure investment since the construction of the interstate highway system. From funding to repair our aging roads, bridges, and ports to high-speed broadband expansion and legacy pollution clean-up, this law is a once-in-a-generation investment in our future.

In addition to working on COVID-19 relief legislation, my Congressional colleagues and I are also collaborating on legislation that addresses the climate crisis, supports voting rights, and—through my role on the House Appropriations Committee—supports programs important to Maine.

After seven years on the House Appropriations Committee, I took the gavel and lead the subcommittee that oversees discretionary spending for the Department of the Interior, the Environmental Protection Agency, US Forest Service, and several agencies related to the arts and humanities. In my new role as Chair, I have fought to secure significant funding for Maine’s tribes, environmental preservation programs, our cultural economy, and our forests.

I will keep pushing legislation to support America’s long-term care needs, lower prescription drug costs, expand Medicare benefits, cut taxes for working people, make our workforce competitive with the world, and fight climate change.

So, as we reflect on 2021, let us welcome 2022 with a renewed sense of optimism. There is a lot to fight for, and I assure you I will continue to fight for Maine in Congress. I want you to know that my staff and I are doing all we can to support Mainers through this public health crisis and all the challenges that come with it. If you are unsure of the resources available to you, are having difficulty accessing resources, or if you’d just like to share a thought or opinion, please do not hesitate to reach out.

Sincerely,

Chellie Pingree
Member of Congress

Statement 1

| TOWN OF FREEPORT, MAINE | | | | | |
|--|---------------|---------------|------------|----------------|--|
| Statement of Net Position | | | | | |
| June 30, 2021 | | | | | |
| | Governmental | Business-type | | Component Unit | |
| | Activities | Activities | Total | FEDC | |
| ASSETS | | | | | |
| Cash and cash equivalents | \$ 21,719,143 | - | 21,719,143 | 40,087 | |
| Investments | 6,344,892 | - | 6,344,892 | - | |
| Receivables: | | | | | |
| Accounts, net | 208,771 | 95,310 | 304,081 | - | |
| Due from other governments | 171,530 | - | 171,530 | - | |
| Taxes receivable | 295,353 | - | 295,353 | - | |
| Tax liens | 93,958 | - | 93,958 | - | |
| Internal balances | 147,358 | (147,358) | - | - | |
| Inventory | 14,896 | - | 14,896 | - | |
| Receivable - RSU #5 debt service payments | 446,250 | - | 446,250 | - | |
| Capital assets, not being depreciated | 3,533,646 | - | 3,533,646 | - | |
| Capital assets, net of accumulated depreciation | 16,164,109 | 18,195 | 16,182,304 | - | |
| Total assets | 49,139,906 | (33,853) | 49,106,053 | 40,087 | |
| DEFERRED OUTFLOWS OF RESOURCES | | | | | |
| Deferred outflows of resources related to pensions | 600,347 | - | 600,347 | - | |
| Deferred outflows of resources related to OPEB | 259,235 | - | 259,235 | - | |
| Total deferred outflows of resources | 859,582 | - | 859,582 | - | |
| LIABILITIES | | | | | |
| Accounts payable and other current liabilities | 2,374,828 | 540 | 2,375,368 | 2,276 | |
| Accrued wages and benefits payable | 185,603 | 12,125 | 197,728 | 2,154 | |
| Accrued interest | 2,851 | - | 2,851 | - | |
| Noncurrent liabilities: | | | | | |
| Liabilities due in one year | 281,000 | - | 281,000 | - | |
| Other long-term liabilities | 2,650,765 | - | 2,650,765 | - | |
| Other postemployment benefits liability | 976,860 | - | 976,860 | - | |
| Bonds due in more than one year | 215,000 | - | 215,000 | - | |
| Total liabilities | 6,686,907 | 12,665 | 6,699,572 | 4,430 | |
| DEFERRED INFLOWS OF RESOURCES | | | | | |
| Deferred inflows of resources related to pensions | 49,457 | - | 49,457 | - | |
| Deferred inflows of resources related to OPEB | 352,287 | - | 352,287 | - | |
| Total total deferred inflows of resources | 401,744 | - | 401,744 | - | |
| NET POSITION | | | | | |
| Net investment in capital assets | 19,664,005 | 18,195 | 19,682,200 | - | |
| Restricted for: | | | | | |
| Grants and other programs | 2,245,273 | - | 2,245,273 | - | |
| Nonexpendable trust principal | 2,239,540 | - | 2,239,540 | - | |
| Expendable trust - income portion | 90,495 | - | 90,495 | - | |
| Unrestricted | 18,671,524 | (64,713) | 18,606,811 | 35,657 | |
| Total net position | \$ 42,910,837 | (46,518) | 42,864,319 | 35,657 | |
| See accompanying notes to financial statements. | | | | | |

Statement 2

| TOWN OF FREEPORT, MAINE Statement of Activities For the Year Ended June 30, 2021 | | | | | | | | | |
|--|---------------|-------------------------|--|--|--|-----------------------------|--------------|----------------|------|
| Functions/programs | Expenses | Program Revenues | | | Net (expense) revenue and changes in net position | | | Component Unit | |
| | | Charges for services | Operating grants and contributions | Capital grants and contributions | Primary Government | | Total | | |
| | | | | | Governmental activities | Business-type activities | | | |
| | | | | | | | | | FEDC |
| Primary government: | | | | | | | | | |
| Governmental activities: | | | | | | | | | |
| General government | \$ 3,677,275 | 1,067,929 | - | - | (2,609,346) | - | (2,609,346) | - | |
| Public safety | 3,833,276 | 405,469 | 56,390 | - | (3,371,417) | - | (3,371,417) | - | |
| Public works | 3,593,153 | 392,741 | 131,352 | - | (3,069,060) | - | (3,069,060) | - | |
| Community services | 1,329,763 | 528,018 | 41,956 | - | (759,789) | - | (759,789) | - | |
| Community development | 1,232,461 | - | - | - | (1,232,461) | - | (1,232,461) | - | |
| Education | 19,125,015 | - | - | - | (19,125,015) | - | (19,125,015) | - | |
| Unclassified | 591,853 | - | 7,248 | - | (584,605) | - | (584,605) | - | |
| Interest on debt | 978 | - | - | - | (978) | - | (978) | - | |
| Total governmental activities | 33,383,774 | 2,394,157 | 236,946 | - | (30,752,671) | - | (30,752,671) | - | |
| Business-type activities: | | | | | | | | | |
| Nonemergency Transportation | 202,592 | 226,136 | - | - | - | 23,544 | 23,544 | - | |
| Total business-type activities | 202,592 | 226,136 | - | - | - | 23,544 | 23,544 | - | |
| Total primary government | \$ 33,586,366 | 2,620,293 | 236,946 | - | (30,752,671) | 23,544 | (30,729,127) | - | |
| Component Unit: | | | | | | | | | |
| Freeport Economic Development Corporation | 112,372 | - | 115,000 | - | - | - | - | 2,628 | |
| General revenues: | | | | | | | | | |
| Property taxes, levied for general purposes | | | | | \$ 27,491,666 | - | 27,491,666 | - | |
| Motor vehicle excise taxes | | | | | 2,297,320 | - | 2,297,320 | - | |
| Interest and lien costs | | | | | 67,406 | - | 67,406 | - | |
| Grants and contributions not restricted to specific programs: | | | | | | | | | |
| Homestead exemption | | | | | 453,466 | - | 453,466 | - | |
| BETE reimbursements | | | | | 685,975 | - | 685,975 | - | |
| State Revenue Sharing | | | | | 759,639 | - | 759,639 | - | |
| Other State aid | | | | | 78,508 | - | 78,508 | - | |
| Unrestricted investment earnings | | | | | 1,309,413 | - | 1,309,413 | 9 | |
| Miscellaneous revenues | | | | | 43,793 | - | 43,793 | - | |
| Total general revenues | | | | | 33,187,186 | - | 33,187,186 | 9 | |
| Change in net position | | | | | 2,434,515 | 23,544 | 2,458,059 | 2,637 | |
| Net position - beginning, restated | | | | | 40,476,322 | (70,062) | 40,406,260 | 33,020 | |
| Net position - ending | | | | | 42,910,837 | (46,518) | 42,864,319 | 35,657 | |

See accompanying notes to financial statements.

Statement 3

| TOWN OF FREEPORT, MAINE Balance Sheet Governmental Funds June 30, 2021 | | | | |
|--|---------------|------------------------------|--------------------------------|--------------------------------|
| | General | Capital Projects Funds | Other Governmental Funds | Total Governmental Funds |
| ASSETS | | | | |
| Cash and equivalents | \$ 17,429,581 | 3,384,773 | 904,789 | 21,719,143 |
| Investments | 343,152 | 3,632,826 | 2,368,914 | 6,344,892 |
| Receivables: | | | | |
| Accounts net of allowance of \$132,234 | 33,315 | 162,956 | 12,500 | 208,771 |
| Due from other governments | 171,530 | - | - | 171,530 |
| Taxes receivable | 295,353 | - | - | 295,353 |
| Tax liens | 93,958 | - | - | 93,958 |
| Interfund loans receivable | - | 4,759,351 | 3,247,464 | 8,006,815 |
| Inventory | 14,896 | - | - | 14,896 |
| Receivable - RSU #5 debt service payments | 446,250 | - | - | 446,250 |
| Total assets | \$ 18,828,035 | 11,939,906 | 6,533,667 | 37,301,608 |
| LIABILITIES | | | | |
| Accounts payable | 155,797 | 37,521 | 8,680 | 201,998 |
| Accrued wages and benefits | 179,314 | - | 6,289 | 185,603 |
| Interfund loans payable | 7,439,216 | 197,277 | 222,964 | 7,859,457 |
| Development escrows | 2,172,830 | - | - | 2,172,830 |
| Total liabilities | 9,947,157 | 234,798 | 237,933 | 10,419,888 |
| DEFERRED INFLOWS OF RESOURCES | | | | |
| Unavailable revenue - property taxes | 226,655 | - | - | 226,655 |
| Unavailable revenue - ambulance receivables | - | 24,639 | - | 24,639 |
| Unavailable revenue - RSU #5 debt service payments | 446,250 | - | - | 446,250 |
| Total deferred inflows of resources | 672,905 | 24,639 | - | 697,544 |
| FUND BALANCES | | | | |
| Nonspendable | 14,896 | - | 2,239,540 | 2,254,436 |
| Restricted | - | - | 2,335,768 | 2,335,768 |
| Committed | 2,120,158 | 11,680,469 | 1,720,426 | 15,521,053 |
| Assigned | 600,000 | - | - | 600,000 |
| Unassigned | 5,472,919 | - | - | 5,472,919 |
| Total fund balances | 8,207,973 | 11,680,469 | 6,295,734 | 26,184,176 |
| Total liabilities, deferred inflows of resources, and fund balances | \$ 18,828,035 | 11,939,906 | 6,533,667 | |
| Amounts reported for governmental activities in the statement of net position are different because: | | | | |
| Capital assets used in governmental activities are not financial resources and, therefore, are not reported in the funds. | | | | 19,697,755 |
| Other long-term assets are not available to pay for current period expenditures and, therefore, are deferred in the funds. | | | | |
| Unavailable revenue - property taxes | | | | 226,655 |
| Unavailable revenue - ambulance billings | | | | 24,639 |
| Unavailable revenue - RSU #5 debt service payments | | | | 446,250 |
| Deferred inflows/(outflows) related to pensions | | | | 550,890 |
| Deferred inflows/(outflows) related to OPEB | | | | (93,052) |
| Long-term liabilities, including bonds payable, are not due and payable in the current period and, therefore, are not reported in the funds. | | | | (4,126,476) |
| Net position of governmental activities | \$ 42,910,837 | | | |
| See accompanying notes to financial statements. | | | | |

Statement 4

| TOWN OF FREEPORT, MAINE Statement of Revenues, Expenditures and Changes in Fund Balances Governmental Funds For the year ended June 30, 2021 | | | | |
|---|---------------|------------------------------|--------------------------------|--------------------------------|
| | General | Capital Projects Funds | Other Governmental Funds | Total Governmental Funds |
| Revenues: | | | | |
| Taxes | \$ 28,557,158 | - | 1,397,300 | 29,954,458 |
| Licenses, permits and fees | 492,954 | - | - | 492,954 |
| Intergovernmental | 2,158,187 | - | - | 2,158,187 |
| Charges for services | 300,371 | 563,092 | 1,033,544 | 1,897,007 |
| Fees and fines | 9,196 | - | - | 9,196 |
| Gifts and donations | - | - | 52,547 | 52,547 |
| Unclassified | 52,082 | - | - | 52,082 |
| Investment earnings | 77,749 | 706,210 | 525,454 | 1,309,413 |
| Total revenues | 31,647,697 | 1,269,302 | 3,008,845 | 35,925,844 |
| Expenditures: | | | | |
| Current: | | | | |
| General government | 1,817,246 | - | - | 1,817,246 |
| Public safety | 2,969,312 | - | 1,038 | 2,970,350 |
| Public works | 2,239,669 | - | - | 2,239,669 |
| Community services | 729,625 | - | 285,929 | 1,015,554 |
| Community development | - | - | 1,232,461 | 1,232,461 |
| Education | 19,125,015 | - | - | 19,125,015 |
| Insurance and fringe benefits | 1,831,775 | - | - | 1,831,775 |
| County tax | 1,321,552 | - | - | 1,321,552 |
| Unclassified | 326,010 | 47,372 | 34,631 | 408,013 |
| Capital outlay | - | 1,382,076 | 26,984 | 1,409,060 |
| Debt service | 98,363 | - | - | 98,363 |
| Total expenditures | 30,458,567 | 1,429,448 | 1,581,043 | 33,469,058 |
| Excess (deficiency) of revenues over (under) expenditures | 1,189,130 | (160,146) | 1,427,802 | 2,456,786 |
| Other financing sources (uses): | | | | |
| Transfers from other funds | 555,001 | 1,249,999 | - | 1,805,000 |
| Transfers to other funds | (1,350,000) | - | (455,000) | (1,805,000) |
| Total other financing sources (uses) | (794,999) | 1,249,999 | (455,000) | - |
| Net change in fund balances | 394,131 | 1,089,853 | 972,802 | 2,456,786 |
| Fund balances, beginning of year | 7,813,842 | 10,590,616 | 5,322,932 | 23,727,390 |
| Fund balances, end of year | \$ 8,207,973 | 11,680,469 | 6,295,734 | 26,184,176 |
| See accompanying notes to financial statements. | | | | |

Statement 5

| TOWN OF FREEPORT, MAINE Reconciliation of the Statement of Revenues, Expenditures, and Changes in Fund Balances of Governmental Funds to the Statement of Activities For the year ended June 30, 2021 | | |
|---|----|-----------|
| Net change in fund balances - total governmental funds (from Statement 4) | \$ | 2,456,786 |
| Amounts reported for governmental activities in the statement of activities (Statement 2) are different because: | | |
| Governmental funds report capital outlays as expenditures. However, in the statement of activities, the cost of those assets is allocated over their estimated useful lives as depreciation expense. This is the amount by which capital outlays exceeded depreciation. | | |
| | | 40,737 |
| Revenues in the statement of activities that do not provide current financial resources are not reported as revenues in the funds. | | |
| | | (107,555) |
| Some expenses reported in the statement of activities do not require the use of current financial resources and, therefore, are not reported as expenditures in governmental funds. | | |
| | | (49,771) |
| Bond proceeds provide current financial resources to governmental funds, but issuing debt increases long-term liabilities in the statement of net position. Repayment of bond principal is an expenditure in the governmental funds, but the repayment reduces long-term liabilities in the statement of net position. This is the amount of repayments. | | |
| | | 470,000 |
| The Town has bonds that were originally issued for School purposes. These amounts will be funded by Regional School Unit #5 when the debt service payments are due. The Town has recorded a long-term receivable for the amount that will be paid by the School Unit for these bonds. The amount of the receivable at year end was \$446,250 with principal amounts paid off during the year totaling \$375,682 | | |
| | | (375,682) |
| Change in net position of governmental activities (see Statement 2) | \$ | 2,434,515 |
| See accompanying notes to financial statements. | | |

Statement 6

| TOWN OF FREEPORT, MAINE Statement of Revenues, Expenditures and Changes in Fund Balances Budget and Actual General Fund For the year ended June 30, 2021 | | | | |
|--|------------------|-------------|-------------|--|
| | Budgeted amounts | | Actual | Variance with Final Budget Positive (Negative) |
| | Original | Final | | |
| Revenues: | | | | |
| Taxes | \$ 27,546,448 | 27,546,448 | 28,557,158 | 1,010,710 |
| Licenses, permits and fees | 299,100 | 299,100 | 492,954 | 193,854 |
| Intergovernmental | 1,652,400 | 1,652,400 | 2,158,187 | 505,787 |
| Charges for services | 175,000 | 175,000 | 300,371 | 125,371 |
| Fees and fines | 34,800 | 34,800 | 9,196 | (25,604) |
| Unclassified | 20,800 | 20,800 | 52,082 | 31,282 |
| Investment earnings | 45,000 | 45,000 | 15,984 | (29,016) |
| Total revenues | 29,773,548 | 29,773,548 | 31,585,932 | 1,812,384 |
| Expenditures: | | | | |
| Current: | | | | |
| General government | 1,894,506 | 1,894,506 | 1,817,246 | 77,260 |
| Public safety | 3,065,435 | 3,065,435 | 2,969,312 | 96,123 |
| Public works | 2,336,605 | 2,336,605 | 2,239,669 | 96,936 |
| Community services | 829,020 | 829,020 | 729,625 | 99,395 |
| Education | 19,125,015 | 19,125,015 | 19,125,015 | - |
| Insurance and fringe benefits | 1,935,300 | 1,935,300 | 1,831,775 | 103,525 |
| County tax | 1,321,552 | 1,321,552 | 1,321,552 | - |
| Unclassified | 322,750 | 322,750 | 318,120 | 4,630 |
| Debt service | 98,365 | 98,365 | 98,363 | 2 |
| Total expenditures | 30,928,548 | 30,928,548 | 30,450,677 | 477,871 |
| Excess (deficiency) of revenues over (under) expenditures | (1,155,000) | (1,155,000) | 1,135,255 | 2,290,255 |
| Other financing sources (uses): | | | | |
| Use of unassigned fund balance | 600,000 | 600,000 | - | (600,000) |
| Transfers from other funds | 555,000 | 555,000 | 555,001 | 1 |
| Transfers to other funds | - | - | (1,350,000) | (1,350,000) |
| Total other financing sources (uses) | 1,155,000 | 1,155,000 | (794,999) | (1,949,999) |
| Net change in fund balance - budgetary basis | - | - | 340,256 | 340,256 |
| Fund balance, beginning of year - budgetary basis | | | 7,230,875 | |
| Fund balance, end of year - budgetary basis | | | 7,571,131 | |
| Reconciliation to GAAP basis: | | | | |
| Committed reserve funds fund balance | | | 636,842 | |
| Fund balance, end of year - GAAP basis | \$ | | 8,207,973 | |
| See accompanying notes to financial statements. | | | | |

Exhibit A-1

| TOWN OF FREEPORT, MAINE Comparative Balance Sheets - General Fund June 30, 2021 and 2020 | | | |
|--|---------------|------------|--|
| | 2021 | 2020 | |
| ASSETS | | | |
| Cash and cash equivalents | \$ 17,429,581 | 13,560,926 | |
| Investments | 343,152 | 372,039 | |
| Accounts receivable | 33,315 | 30,612 | |
| Due from other governments | 171,530 | 61,035 | |
| Taxes receivable | 295,353 | 849,612 | |
| Tax liens | 93,958 | 121,333 | |
| Inventory | 14,896 | 11,439 | |
| Receivable - RSU #5 debt service payments | 446,250 | 821,932 | |
| Total assets | \$ 18,828,035 | 15,828,928 | |
| LIABILITIES | | | |
| Accounts payable | 155,797 | 134,104 | |
| Accrued wages and benefits | 179,314 | 234,019 | |
| Interfund loans payable | 7,439,216 | 5,945,638 | |
| Development escrows | 2,172,830 | 554,672 | |
| Total liabilities | 9,947,157 | 6,868,433 | |
| DEFERRED INFLOWS OF RESOURCES | | | |
| Unavailable revenue - property taxes | 226,655 | 324,721 | |
| Unavailable revenue - RSU #5 debt service payments | 446,250 | 821,932 | |
| Total deferred inflows of resources | 672,905 | 1,146,653 | |
| FUND BALANCE | | | |
| Nonspendable | 14,896 | 11,439 | |
| Committed - Stabilization Fund | 1,000,000 | 1,000,000 | |
| Committed - other | 483,316 | 522,543 | |
| Committed - reserves | 636,842 | 582,967 | |
| Assigned | 600,000 | 600,000 | |
| Unassigned | 5,472,919 | 5,096,893 | |
| Total fund balance | 8,207,973 | 7,813,842 | |
| Total liabilities, deferred inflows of resources, and fund balances | \$ 18,828,035 | 15,828,928 | |

Exhibit A-2

| TOWN OF FREEPORT, MAINE General Fund Statement of Revenues, Expenditures and Changes in Fund Balance - Budget and Actual Year ended June 30, 2021 (with comparative actual amounts for the year ended June 30, 2020) | | | | |
|---|---------------|------------|------------------------------------|----------------|
| | 2021 | | Variance positive (negative) | 2020 Actual |
| | Budget | Actual | | |
| Revenues: | | | | |
| Taxes: | | | | |
| Property taxes | \$ 25,735,148 | 26,192,432 | 457,284 | 25,650,524 |
| Excise taxes and registration fees | 1,791,300 | 2,297,320 | 506,020 | 1,973,899 |
| Interest and lien costs | 20,000 | 67,406 | 47,406 | 53,530 |
| Total taxes | 27,546,448 | 28,557,158 | 1,010,710 | 27,677,953 |
| Licenses, permits and fees: | | | | |
| Building, plumbing and electrical permits | 154,500 | 337,993 | 183,493 | 190,453 |
| Town clerk licenses and fees | 26,300 | 32,807 | 6,507 | 31,710 |
| Mooring and other harbor fees | 75,000 | 82,433 | 7,433 | 78,670 |
| Solid waste permits | 1,300 | 1,375 | 75 | 1,375 |
| Shellfish licenses | 10,000 | 11,201 | 1,201 | 11,125 |
| Alarm permits | 32,000 | 27,145 | (4,855) | 26,205 |
| Total licenses, permits and fees | 299,100 | 492,954 | 193,854 | 339,538 |
| Intergovernmental: | | | | |
| State tree growth reimbursement | 60,000 | 51,176 | (8,824) | 56,990 |
| State general assistance | 10,000 | 499 | (9,501) | 25,539 |
| State revenue sharing | 495,000 | 759,639 | 264,639 | 572,787 |
| State homestead exemption reimbursement | 250,000 | 453,466 | 203,466 | 322,966 |
| State BETE reimbursement | 600,000 | 685,975 | 85,975 | 714,793 |
| State road assistance | 130,000 | 126,352 | (3,648) | 135,212 |
| Public safety contributions | 46,900 | 53,748 | 6,848 | 51,131 |
| Other intergovernmental | 60,500 | 27,332 | (33,168) | 27,066 |
| Total intergovernmental | 1,652,400 | 2,158,187 | 505,787 | 1,906,484 |
| Charges for services: | | | | |
| Planning | 20,500 | 14,857 | (5,643) | 56,033 |
| Transfer station and recycling | 133,000 | 249,136 | 116,136 | 200,174 |
| Parking lot | - | 6,175 | 6,175 | 17,438 |
| Vehicle maintenance | 1,500 | - | (1,500) | - |
| Engineering | 15,000 | 25,203 | 10,203 | 30,970 |
| Hunter Road Fields | 5,000 | 5,000 | - | 5,050 |
| Total charges for services | 175,000 | 300,371 | 125,371 | 309,665 |
| Fees and fines: | | | | |
| Police parking and other fines | 20,000 | 3,215 | (16,785) | 34,116 |
| Library fines and fees | 11,000 | 4,360 | (6,640) | 10,569 |
| Alarm and other fire fees | 3,800 | 1,621 | (2,179) | 2,210 |
| Total fees and fines | 34,800 | 9,196 | (25,604) | 46,895 |

Exhibit A-2, continued

| TOWN OF FREEPORT, MAINE | | | | |
|---|------------|------------|------------------------------------|----------------|
| Statement of Revenues, Expenditures and Changes | | | | |
| in Fund Balance - Budget and Actual - General Fund, Continued | | | | |
| | 2021 | | Variance positive (negative) | 2020 Actual |
| | Budget | Actual | | |
| Revenues, continued: | | | | |
| Unclassified | \$ 20,800 | 52,082 | 31,282 | 42,210 |
| Investment earnings | 45,000 | 15,984 | (29,016) | 153,625 |
| Total revenues | 29,773,548 | 31,585,932 | 1,812,384 | 30,476,370 |
| Expenditures: | | | | |
| Current: | | | | |
| General government: | | | | |
| Town council | 163,500 | 183,884 | (20,384) | 267,349 |
| Town manager | 123,000 | 126,485 | (3,485) | 121,938 |
| Finance and treasury | 459,940 | 439,803 | 20,137 | 430,844 |
| Assessing | 183,590 | 165,436 | 18,154 | 171,889 |
| Code enforcement | 106,015 | 108,516 | (2,501) | 106,131 |
| Town clerk and elections | 138,950 | 141,483 | (2,533) | 130,235 |
| General administration | 160,710 | 152,221 | 8,489 | 147,513 |
| Municipal buildings | 407,826 | 374,043 | 33,783 | 355,743 |
| Planning | 150,975 | 125,375 | 25,600 | 89,654 |
| Total general government | 1,894,506 | 1,817,246 | 77,260 | 1,821,296 |
| Public Safety: | | | | |
| Police department | 1,352,740 | 1,314,933 | 37,807 | 1,241,828 |
| Special enforcement | 147,905 | 80,363 | 67,542 | 78,012 |
| Fire department | 712,200 | 770,043 | (57,843) | 722,671 |
| Rescue | 424,390 | 428,269 | (3,879) | 460,913 |
| Reception | 213,200 | 187,925 | 25,275 | 190,208 |
| Hydrant rental | 185,000 | 164,747 | 20,253 | 184,544 |
| Street lights | 30,000 | 23,032 | 6,968 | 23,032 |
| Total public safety | 3,065,435 | 2,969,312 | 96,123 | 2,901,208 |
| Public Works: | | | | |
| General road operations | 950,430 | 892,682 | 57,748 | 841,512 |
| Summer roads | 432,500 | 376,111 | 56,389 | 563,896 |
| Winter roads | 171,500 | 113,731 | 57,769 | 136,866 |
| Tree program | 20,000 | 19,627 | 373 | 6,412 |
| Solid waste | 494,075 | 589,136 | (95,061) | 510,184 |
| Engineering | 145,900 | 140,998 | 4,902 | 125,948 |
| Hunter Road Fields maintenance | 122,200 | 107,384 | 14,816 | 121,928 |
| Total public works | 2,336,605 | 2,239,669 | 96,936 | 2,306,746 |

Exhibit A-2, continued

| TOWN OF FREEPORT, MAINE | | | | |
|---|-------------|------------|------------------------------------|----------------|
| Statement of Revenues, Expenditures and Changes | | | | |
| in Fund Balance - Budget and Actual - General Fund, Continued | | | | |
| | 2021 | | Variance positive (negative) | 2020 Actual |
| | Budget | Actual | | |
| Expenditures, continued: | | | | |
| Current, continued: | | | | |
| Community services: | | | | |
| Human services agencies | \$ 39,800 | 39,800 | - | 39,800 |
| General assistance | 111,240 | 107,008 | 4,232 | 105,069 |
| Public library | 480,820 | 443,785 | 37,035 | 443,949 |
| Cable TV | 89,790 | 55,190 | 34,600 | 51,906 |
| Promotions | 10,700 | 12,104 | (1,404) | 8,850 |
| Shellfish commission | 3,500 | - | 3,500 | 2,305 |
| Amtrak station operations | 75,020 | 63,564 | 11,456 | 97,198 |
| Other | 18,150 | 8,174 | 9,976 | 7,522 |
| Total community services | 829,020 | 729,625 | 99,395 | 756,599 |
| Education | 19,125,015 | 19,125,015 | - | 18,580,496 |
| Insurance and fringe benefits: | | | | |
| Employee benefits | 1,830,300 | 1,730,243 | 100,057 | 1,702,480 |
| Insurances | 105,000 | 101,532 | 3,468 | 100,322 |
| Total insurance and fringe benefits | 1,935,300 | 1,831,775 | 103,525 | 1,802,802 |
| County and transit tax | 1,321,552 | 1,321,552 | - | 1,192,404 |
| Unclassified: | | | | |
| Bustin's Island Corporation | 233,700 | 228,847 | 4,853 | 205,161 |
| Miscellaneous and contingency | 64,050 | 31,913 | 32,137 | 19,199 |
| Abatements | 25,000 | 57,360 | (32,360) | 23,632 |
| Total unclassified | 322,750 | 318,120 | 4,630 | 247,992 |
| Debt service | 98,365 | 98,363 | 2 | 106,923 |
| Total expenditures | 30,928,548 | 30,450,677 | 477,871 | 29,716,466 |
| Excess (deficiency) of revenues over (under) expenditures | (1,155,000) | 1,135,255 | 2,290,255 | 759,904 |

Exhibit A-2, continued

| TOWN OF FREEPORT, MAINE Statement of Revenues, Expenditures and Changes in Fund Balance - Budget and Actual - General Fund, Continued | | | | |
|---|------------|-------------|------------------------------------|----------------|
| | 2021 | | Variance positive (negative) | 2020 Actual |
| | Budget | Actual | | |
| Other financing sources (uses): | | | | |
| Budgeted utilization of surplus | \$ 600,000 | - | (600,000) | - |
| Transfers in | 555,000 | 555,001 | 1 | 417,564 |
| Transfers out | - | (1,350,000) | (1,350,000) | (1,071,060) |
| Total other financing sources (uses) | 1,155,000 | (794,999) | (1,949,999) | (653,496) |
| Net change in fund balance - budgetary basis | - | 340,256 | 340,256 | 106,408 |
| Fund balance, beginning of year - budgetary basis | | 7,230,875 | | 7,124,467 |
| Fund balance, end of year - budgetary basis | | 7,571,131 | | 7,230,875 |
| Reconciliation of fund balance to GAAP basis: | | | | |
| Committed reserve funds fund balance | | 636,842 | | 582,967 |
| Fund Balance, end of year - GAAP Basis | \$ | 8,207,973 | | 7,813,842 |

Exhibit B

| TOWN OF FREEPORT, MAINE Reserve Funds Combining Statement of Revenues, Expenditures and Changes in Fund Balances - Individual Funds For the year ended June 30, 2021 | | | | | | |
|---|----------------------------------|-------------------------|----------|--------------|--------------------------|----------------------------------|
| | Fund Balance June 30, 2020 | Revenues | | | Transfers in (out) | Fund Balance June 30, 2021 |
| | | Charges for Services | Interest | Expenditures | | |
| Capital Project Reserves | | | | | | |
| Administration - general | \$ 33,821 | - | 9,764 | 167 | 234,013 | 277,431 |
| Boards and commissions | (60,674) | - | 4,506 | 102 | 200,000 | 143,730 |
| Building maintenance | 482,078 | - | 53,313 | 1,234 | 362,500 | 896,657 |
| Cable TV equipment | 289,201 | 78,752 | 32,474 | 686 | (174,000) | 225,741 |
| Energy savings | 40,207 | - | 3,722 | 84 | - | 43,845 |
| Fire equipment | 344,151 | - | 103,327 | 1,757 | - | 445,721 |
| Hedgehog mountain | 22,358 | - | 2,367 | 51 | - | 24,674 |
| Land purchase | 149,488 | - | 238 | - | - | 149,726 |
| Land trust | 25,968 | - | 2,749 | 59 | - | 28,658 |
| Municipal parking lot | 476,800 | 6,175 | 49,905 | 12,079 | - | 520,801 |
| Police equipment | 254,792 | - | 33,089 | 690 | 63,000 | 350,191 |
| Public infrastructure | 1,683,253 | - | 214,160 | 4,463 | 64,017 | 1,956,967 |
| Public works equipment | 959,622 | - | 107,780 | 2,278 | (90,000) | 975,124 |
| Recycling equipment | 44,537 | - | 13,448 | 229 | (17,500) | 40,256 |
| Rescue equipment | 691,870 | 373,488 | 75,368 | 1,609 | (260,000) | 879,117 |
| Total capital project reserves | 5,437,472 | 458,415 | 706,210 | 25,488 | 382,030 | 6,958,639 |
| General Fund Reserves | | | | | | |
| Unemployment compensation fund | 472,640 | - | 50,084 | 7,638 | - | 515,086 |
| Other | 110,327 | - | 11,681 | 252 | - | 121,756 |
| Total general fund reserves | 582,967 | - | 61,765 | 7,890 | - | 636,842 |
| Total Reserve Funds | \$ 6,020,439 | 458,415 | 767,975 | 33,378 | 382,030 | 7,595,481 |

Exhibit C

| TOWN OF FREEPORT, MAINE | | | | | | |
|---|---------------|-------------|----------|--------------|-----------|---------------|
| Capital Project Funds | | | | | | |
| Combining Statement of Revenues, Expenditures and Changes in Fund Balances - Individual Funds | | | | | | |
| For the year ended June 30, 2021 | | | | | | |
| | Fund Balance | Revenues | | | Transfers | Fund Balance |
| | (deficit) | Charges for | Interest | Expenditures | in | (deficit) |
| | June 30, 2020 | Services | | | (out) | June 30, 2021 |
| Police Department Capital Project Funds: | | | | | | |
| Communication upgrade | \$ 105,970 | - | - | 22,643 | - | 83,327 |
| Bullet proof vests & protective equipment | (2,327) | - | - | - | - | (2,327) |
| Building enhancements | 108 | - | - | - | - | 108 |
| In-Car cameras | 702 | - | - | - | - | 702 |
| K-9 training & recruitment | - | - | - | - | 12,000 | 12,000 |
| Boat and motor replacement | 8,615 | - | - | - | - | 8,615 |
| Vehicle replacement | 84,067 | - | - | 42,332 | 50,000 | 91,735 |
| Total police department | 197,135 | - | - | 64,975 | 62,000 | 194,160 |
| Fire Department Capital Project Funds: | | | | | | |
| Protective clothing | 8,104 | - | - | - | - | 8,104 |
| Engine/Tanker apparatus | 800,000 | - | - | - | - | 800,000 |
| Engine five | 980 | - | - | - | - | 980 |
| Engine three | 14,863 | - | - | - | - | 14,863 |
| EMP Portable Digital Signs | 10,092 | - | - | - | - | 10,092 |
| Communication upgrade | 105,198 | - | - | 22,903 | - | 82,295 |
| Service vehicle | 4,676 | - | - | 17,594 | - | (12,918) |
| Chief's vehicle | 45,000 | - | - | 45,000 | - | - |
| Total fire department | 988,913 | - | - | 85,497 | - | 903,416 |
| Rescue Department Capital Project Funds: | | | | | | |
| Vehicle Exhaust Ventillation System | 13,000 | - | - | 13,000 | - | - |
| Ambulance replacement | 286,336 | - | - | 266,140 | 60,000 | 80,196 |
| Communication upgrade | 175,196 | - | - | 22,403 | - | 152,793 |
| Rescue equipment | 2,906 | - | - | - | - | 2,906 |
| Dormitory Renovations | 18,792 | - | - | 7,189 | - | 11,603 |
| Total rescue department | 496,230 | - | - | 308,732 | 60,000 | 247,498 |
| Public Works Capital Project Funds: | | | | | | |
| Grader repair | 2,579 | - | - | 1,483 | - | 1,096 |
| Dump truck replacement, sander & plow | (779) | - | - | - | - | (779) |
| Wood chipper refurbishment | 2,006 | - | - | 2,006 | - | - |
| Loader | 18,770 | - | - | - | - | 18,770 |
| Sidewalk plow-shared with TIF | 7,668 | - | - | - | - | 7,668 |
| Roadside mower | 10,000 | - | - | 10,000 | - | - |
| Pick-up truck replacement | 15,908 | - | - | 8,745 | - | 7,163 |
| Oil/Water separator | 60,000 | - | - | - | - | 60,000 |
| Street sweeper | - | - | - | - | 140,000 | 140,000 |
| Backhoe/Excavator | 31,781 | - | - | 9,700 | - | 22,081 |
| Total public works | 147,933 | - | - | 31,934 | 140,000 | 255,999 |
| Recycling Capital Project Funds: | | | | | | |
| Landfill closing | 123,450 | - | - | - | - | 123,450 |
| Containers | 6,849 | - | - | - | - | 6,849 |
| Loader | 125,000 | - | - | 122,013 | - | 2,987 |
| Facility lighting | - | - | - | - | 37,500 | 37,500 |
| Other | 112,786 | - | - | 41,886 | 30,000 | 100,900 |
| Total recycling | 368,085 | - | - | 163,899 | 67,500 | 271,686 |

Exhibit C, continued

| TOWN OF FREEPORT, MAINE Capital Project Funds Combining Statement of Revenues, Expenditures and Changes in Fund Balances - Individual Funds For the year ended June 30, 2021 | | | | | | |
|---|--|-------------------------|----------|--------------|--------------------------|--|
| | Fund Balance (deficit) June 30, 2020 | Revenues | | Expenditures | Transfers in (out) | Fund Balance (deficit) June 30, 2021 |
| | | Charges for Services | Interest | | | |
| Comprehensive Town Improvement Funds: | | | | | | |
| Curtis Road reconstruction | \$ 139,956 | - | - | - | (139,956) | - |
| Train Station improvements | - | - | - | - | 80,000 | 80,000 |
| Percy, Pratt and Pownal Road reconstruction | 6,120 | - | - | 6,000 | - | 120 |
| Baker Road reconstruction | 97,465 | - | - | - | (97,465) | - |
| Cousin's River Bridge - (PACTS) | 140,000 | - | - | - | - | 140,000 |
| Cousin's River Bridge - Bike/Pedestrian Connector | 150,000 | - | - | 22,178 | - | 127,822 |
| Lower Main Street paving overlay | 39,450 | - | - | - | - | 39,450 |
| Main St. paving and drainage match | 28,494 | - | - | - | - | 28,494 |
| Spar Cove Road rebuild | - | - | - | - | 450,000 | 450,000 |
| US Route 1 South (PACTS) | 45,736 | - | - | - | - | 45,736 |
| Concord Gully Brook watershed restoration | 98,177 | 104,677 | - | 270,107 | 25,000 | (42,253) |
| Greenspace project | 16,000 | - | - | - | - | 16,000 |
| South Street project | 153,011 | - | - | - | - | 153,011 |
| Desert Road match | 19,393 | - | - | - | - | 19,393 |
| US Route 1 North (PACTS) | 134,991 | - | - | - | - | 134,991 |
| South Freeport Road (PACTS) | 38,062 | - | - | - | - | 38,062 |
| Desert Road business park | 235,000 | - | - | - | - | 235,000 |
| Grant Road reconstruction | 440,000 | - | - | 299,886 | - | 140,114 |
| Freeport fields and trails project | 65,537 | - | - | - | 75,000 | 140,537 |
| Culvert replacement | 33,434 | - | - | - | - | 33,434 |
| Other | 44,755 | - | - | - | (6,596) | 38,159 |
| Total comprehensive town improvement | 1,925,581 | 104,677 | - | 598,171 | 385,983 | 1,818,070 |
| Municipal Buildings and Other Improvement Funds: | | | | | | |
| Computer system upgrade/connectivity town-wide | 151,495 | - | - | 67,016 | 33,500 | 117,979 |
| Dunning boat yard | 31,445 | - | - | - | - | 31,445 |
| Cable TV | 84,742 | - | - | 3,827 | 24,000 | 104,915 |
| Valuation update | 48,699 | - | - | 5,486 | 7,500 | 50,713 |
| Building winterization | 133,562 | - | - | - | - | 133,562 |
| Public safety renovation (sallyport, flooring, etc.) | 1,119 | - | - | - | - | 1,119 |
| Town hall exterior | 58,702 | - | - | 15,314 | - | 43,388 |
| Public works roofing projects | 110,758 | - | - | - | (110,758) | - |
| Copier replacement | 14,937 | - | - | - | - | 14,937 |
| Library building exterior | 30,000 | - | - | - | - | 30,000 |
| Vehicle replacement | 4,998 | - | - | - | - | 4,998 |
| Other | 190,472 | - | - | 17,288 | 23,244 | 196,428 |
| Total municipal buildings and other | 860,929 | - | - | 108,931 | (22,514) | 729,484 |
| Boards and Committees Improvement Funds: | | | | | | |
| Directional signage | 15,000 | - | - | - | - | 15,000 |
| Downtown revisioning study | 50,000 | - | - | 41,821 | 100,000 | 108,179 |
| Historic society archiving | 1,387 | - | - | - | - | 1,387 |
| comprehensive plan update | 25,000 | - | - | - | 75,000 | 100,000 |
| Florida Lake bridge replacement | 448 | - | - | - | - | 448 |
| Quiet zone Study | 66,732 | - | - | - | - | 66,732 |
| Hedgehog Mountain bridge replacement | 1,000 | - | - | - | - | 1,000 |
| Withdrawal committee | 7,827 | - | - | - | - | 7,827 |
| Other | 944 | - | - | - | - | 944 |
| Total boards and committees | 168,338 | - | - | 41,821 | 175,000 | 301,517 |
| Capital Reserves - See Exhibit B for Details | 5,437,472 | 458,415 | 706,210 | 25,488 | 382,030 | 6,958,639 |
| Total capital project funds | 10,590,616 | 563,092 | 706,210 | 1,429,448 | 1,249,999 | 11,680,469 |

Exhibit E-2

| TOWN OF FREEPORT, MAINE Nonmajor Special Revenue Funds Combining Statement of Revenues, Expenditures and Changes in Fund Balances For the year ended June 30, 2021 | | | | | | | | | | |
|---|-------------------------------|-----------------------------------|-----------------------|----------------|-------------------|-------------------------------------|------------------------|------------------------------|------------------------|----------------|
| | Tax Increment Financing Funds | | | | | Bartol Building Lease Fund | Tower Lease Fund | Town Grants & Programs | Leon Gorman Park | Totals 2021 |
| | Winslow Park | TIF II Desert Road Phase II | TIF IV Destination | TIF V Hotel | TIF VI Housing | | | | | |
| Revenues: | | | | | | | | | | |
| Property taxes | \$ - | 1,105,515 | 280,000 | - | 11,785 | - | - | - | - | 1,397,300 |
| Charges for services | 351,272 | - | - | - | - | - | 353,529 | 328,743 | - | 1,033,544 |
| Gifts and donations | - | - | - | - | - | - | - | 52,547 | - | 52,547 |
| Investment earnings | 1,347 | - | - | - | - | - | - | - | 13,684 | 15,031 |
| Total revenues | 352,619 | 1,105,515 | 280,000 | - | 11,785 | - | 353,529 | 381,290 | 13,684 | 2,498,422 |
| Expenditures: | | | | | | | | | | |
| Current: | | | | | | | | | | |
| Community services | 204,539 | - | - | - | - | 11,860 | - | 24,688 | 2,556 | 243,643 |
| Community development | - | 1,105,515 | 115,161 | - | 11,785 | - | - | - | - | 1,232,461 |
| Public Safety | - | - | - | - | - | - | - | 1,038 | - | 1,038 |
| Unclassified | - | - | 5,273 | - | - | - | - | 28,561 | - | 33,834 |
| Capital | 26,984 | - | - | - | - | - | - | - | - | 26,984 |
| Total expenditures | 231,523 | 1,105,515 | 120,434 | - | 11,785 | 11,860 | - | 54,287 | 2,556 | 1,537,960 |
| Excess (deficiency) of revenues over (under) expenditures | 121,096 | - | 159,566 | - | - | (11,860) | 353,529 | 327,003 | 11,128 | 960,462 |
| Other financing sources (uses): | | | | | | | | | | |
| Transfer to other funds | - | - | - | (5,000) | - | - | (275,000) | (175,000) | - | (455,000) |
| Total other financing sources (uses) | - | - | - | (5,000) | - | - | (275,000) | (175,000) | - | (455,000) |
| Net change in fund balances | 121,096 | - | 159,566 | (5,000) | - | (11,860) | 78,529 | 152,003 | 11,128 | 505,462 |
| Fund balances, beginning of year | 585,144 | 56,388 | 330,948 | 7,935 | - | 532,309 | 763,856 | 1,059,242 | 124,415 | 3,460,237 |
| Fund balances, end of year | \$ 706,240 | 56,388 | 490,514 | 2,935 | - | 520,449 | 842,385 | 1,211,245 | 135,543 | 3,965,699 |

Exhibit E-3


| TOWN OF FREEPORT, MAINE Town Grants and Programs Combining Statement of Revenues, Expenditures and Changes in Fund Balances For the year ended June 30, 2021 | | | | | | | | |
|---|--|------------------------|------------------------|-------------------------|--------------|--|--------------------------------|--|
| | Fund Balance (deficit) June 30, 2020 | Revenues | | | Expenditures | Revenues over (under) expenditures | Other sources and (uses) | Fund Balance (deficit) June 30, 2021 |
| | | Inter- governmental | Gifts and donations | Charges for services | | | | |
| Town Grants and Programs: | | | | | | | | |
| Road Impact Fees | \$ 247,097 | - | - | 280,200 | - | 280,200 | (175,000) | 352,297 |
| Stormwater Connection Fees | 55,354 | - | - | 1,678 | - | 1,678 | - | 57,032 |
| Sandy Beach Stairs/SHIP Grant | 22,722 | - | - | - | - | - | - | 22,722 |
| Maine Arts Commission | 2,022 | - | - | - | - | - | - | 2,022 |
| Project Canopy Grant | 8,657 | - | - | - | - | - | - | 8,657 |
| CDBG-Elders Bus | 2,139 | - | - | - | - | - | - | 2,139 |
| Regional Efficiency grant | 1,249 | - | - | - | - | - | - | 1,249 |
| CDBG-Weatherization | 7,357 | - | - | - | - | - | - | 7,357 |
| CDBG-Habitat for Humanity | 455 | - | - | - | - | - | - | 455 |
| Police Speed Enforcement/Seat Belt | 11,774 | - | - | - | - | - | - | 11,774 |
| Village Open Spaces | 12,457 | - | - | 19,173 | - | 19,173 | - | 31,630 |
| FEMA | 61,085 | - | - | - | - | - | - | 61,085 |
| Shellfish Water Testing | 28,679 | - | - | 2,170 | - | 2,170 | - | 30,849 |
| Fuel Assistance Fund-Freeport | 13,341 | - | 25,247 | - | 13,407 | 11,840 | - | 25,181 |
| Freeport Housing Trust Rental Assistance Grant | 3,803 | - | - | - | 760 | (760) | - | 3,043 |
| COVID Relief Grant Fund | 11,585 | - | 1,200 | - | 7,311 | (6,111) | - | 5,474 |
| Fire and Rescue Annual Appeal Donations | 72,692 | - | 2,642 | - | 200 | 2,442 | - | 75,134 |
| Library Donations | 81,349 | - | 16,210 | - | 1,343 | 14,867 | - | 96,216 |
| Fire Department Burn Building Donations | 3,883 | - | 504 | - | - | 504 | - | 4,387 |
| Police Donations | 3,394 | - | - | - | 838 | (838) | - | 2,556 |
| Rescue Donations | 778 | - | - | - | 320 | (320) | - | 458 |
| Library Book Donations | 8,182 | - | 1,118 | - | 8,283 | (7,165) | - | 1,017 |
| Public Works Donations | 2,667 | - | 316 | - | 895 | (579) | - | 2,088 |
| Dollars for Scholars | 1,779 | - | - | - | - | - | - | 1,779 |
| Soule School Lease | 205,029 | - | - | 17,307 | - | 17,307 | - | 222,336 |
| Dunning Boat Yard Lease | 127,041 | - | - | 8,215 | - | 8,215 | - | 135,256 |
| Other | 62,672 | - | 5,310 | - | 20,930 | (15,620) | - | 47,052 |
| Total Town Grants and Programs | 1,059,242 | - | 52,547 | 328,743 | 54,287 | 327,003 | (175,000) | 1,211,245 |

Exhibit F-2

| TOWN OF FREEPORT, MAINE | | | | | | | | |
|---|-------------------------------|---|-------------------------------|--|--------------------|--------------|--|---------|
| Permanent Funds | | | | | | | | |
| Combining Statement of Revenues, Expenditures and Changes in Fund Balances - Individual Funds | | | | | | | | |
| For the year ended June 30, 2021 | | | | | | | | |
| | Principal Revenues | | | Unexpended Income | | | | Total |
| | Fund Balance June 30, 2020 | Unrealized/ Realized Gains (Losses) | Fund Balance June 30, 2021 | Fund Balance (deficit) June 30, 2020 | Interest Income | Expenditures | Fund Balance (deficit) June 30, 2021 | |
| Cemetery Care: | | | | | | | | |
| Perpetual Care: | | | | | | | | |
| 850 Burr | \$ 173,381 | 32,198 | 205,579 | (14,686) | 2,835 | 350 | (12,201) | 193,378 |
| 851 Grove | 67,363 | 12,703 | 80,066 | (4,752) | 1,119 | 138 | (3,771) | 76,295 |
| 852 Webster | 18,598 | 3,563 | 22,161 | (1,036) | 314 | 39 | (761) | 21,400 |
| 853 Woodlawn | 26,866 | 4,827 | 31,693 | (3,078) | 425 | 53 | (2,706) | 28,987 |
| 854 South Freeport | 67,828 | 13,109 | 80,937 | (3,218) | 1,154 | 143 | (2,207) | 78,730 |
| 855 Flying Point | 9,835 | 1,814 | 11,649 | (890) | 160 | 20 | (750) | 10,899 |
| 856 Town maintained | 3,215 | 771 | 3,986 | 584 | 68 | 8 | 644 | 4,630 |
| 802 Davis Mausoleum | 1,234 | 394 | 1,628 | 708 | 35 | 4 | 739 | 2,367 |
| 803 Carrie Thomas | 711 | 179 | 890 | 171 | 16 | 2 | 185 | 1,075 |
| 804 A.O. Woodward | 14,443 | 3,666 | 18,109 | 3,623 | 323 | 40 | 3,906 | 22,015 |
| Total Cemetery Funds | 383,474 | 73,224 | 456,698 | (22,574) | 6,449 | 797 | (16,922) | 439,776 |
| Library Funds: | | | | | | | | |
| 710 Albert Conley | 49,122 | 18,180 | 67,302 | 18,898 | 1,240 | 154 | 19,984 | 87,286 |
| 711 Paul and Emma Bennett | 23,201 | 6,187 | 29,388 | (53) | 422 | 52 | 317 | 29,705 |
| 712 Eleanor Brewer | 10,331 | 3,419 | 13,750 | 2,461 | 233 | 29 | 2,665 | 16,415 |
| 713 Bartol Association | 54,046 | 14,873 | 68,919 | 1,603 | 1,015 | 18,772 | (16,154) | 52,765 |
| 714 Grace Ritchie | 3,730 | 953 | 4,683 | (166) | 65 | 8 | (109) | 4,574 |
| 758 Loth Library | 75,086 | 20,226 | 95,312 | 584 | 1,380 | 171 | 1,793 | 97,105 |
| 757 Jane Hall | 185,625 | 50,957 | 236,582 | 4,307 | 3,475 | 2,232 | 5,550 | 242,132 |
| Total Library Funds | 401,141 | 114,795 | 515,936 | 27,634 | 7,830 | 21,418 | 14,046 | 529,982 |
| School Scholarship Funds: | | | | | | | | |
| 720 Fitts Award | 3,773 | 1,114 | 4,887 | 397 | 76 | 9 | 464 | 5,351 |
| 721 Salomon Plummer | 12,588 | 3,459 | 16,047 | 349 | 236 | 29 | 556 | 16,603 |
| 722 Wallace True | 7,663 | 2,303 | 9,966 | 238 | 156 | 19 | 375 | 10,341 |
| 723 Millard and Enid Crooker | 37,475 | 10,299 | 47,774 | 1,056 | 703 | 587 | 1,172 | 48,946 |
| 724 Alice Pollock | 16,239 | 4,817 | 21,056 | 1,366 | 328 | 41 | 1,653 | 22,709 |
| 725 Auldis Foster | 2,897 | 898 | 3,795 | 462 | 61 | 8 | 515 | 4,310 |
| 726 Kenneth Thompson | 11,579 | 3,470 | 15,049 | 943 | 236 | 229 | 950 | 15,999 |
| 742 Christine Small Cushing | 235,415 | 70,369 | 305,784 | 27,019 | 4,799 | 4,596 | 27,222 | 333,006 |
| Total School Scholarship Funds | 327,629 | 96,729 | 424,358 | 31,830 | 6,595 | 5,518 | 32,907 | 457,265 |
| Benevolent Funds: | | | | | | | | |
| 740 George Davis | 16,794 | 5,218 | 22,012 | 2,727 | 356 | 44 | 3,039 | 25,051 |
| 741 Arthur L. Gould | 575,861 | 166,324 | 742,185 | 43,404 | 11,340 | 12,114 | 42,630 | 784,815 |
| 743 Dorsey Loth | 75,086 | 20,187 | 95,273 | (311) | 1,376 | 3,192 | (2,127) | 93,146 |
| Total Benevolent Funds | 667,741 | 191,729 | 859,470 | 45,820 | 13,072 | 15,350 | 43,542 | 903,012 |

Where in Freeport?

These scenes are all distinctly Freeport—some we’ve seen a hundred times. Can you name where to find each? Get the answers at www.freeportmaine.com/home/pages/2021-annual-report-quiz



Test Your Knowledge of Freeport

If you don't already know the answers to these questions, you can find them in this report. Check your answers at www.freeportmaine.com/home/pages/2021-annual-report-quiz

1. What is the most-frequented destination of Freeport train travelers?

2. How can you watch Town Council meetings? (A) in person, (B) on cable TV, (C) on your phone, or (D) all of the above?

3. What is Freeport's population as of the 2020 Census?

4. Who are the consultants that created the Downtown Revisioning Plan?

5. How many At-Large Councilors does the Town of Freeport elect?

6. Who are Freeport's State Representative and State Senator?
7. How many pounds of food scrap were dropped at the Transfer Station in Fiscal Year 2021?

8. Forty-four (44) was the number of which kind of permits issued in Fiscal Year 2021? (A) building permits (B) sign permits, (C) food truck permits, or (D) all of the above?

9. What are the names of the Police dogs and their handlers?

10. True or False: The Arthur Gould Trust Fund creates scholarships for Freeport High School Graduates.

11. How many moorings are in the Harraseeket River?

12. How many full-time employees work for the Town of Freeport?



Freeport Community Library

10 Library Drive (off Main Street)
 Monday and Thursday: 10 a.m. – 5 p.m.
 Tuesday and Wednesday: 10 a.m. – 7 p.m.
 Saturdays: 10 a.m. – 2 p.m.
 Fridays: FCL TO GO: 10 a.m. – 5 p.m.
 Labor Day to Memorial Day
 No Saturday hours on a holiday weekend.

Freeport Recycling Facility

Hedgehog Mountain Road (off Pownal Road)
 Wednesday, Thursday, Friday: 8 a.m. – 4 p.m.
 Saturday: 9 a.m. – 4 p.m.

Town Hall

30 Main Street
 Monday – Thursday: 7:30 a.m. – 6 p.m.
 Friday: Closed

Online Services

www.freeportmaine.com

- Re-registrations for: Car/ATV/ Trailer/Snowmobile
- Hunting/Fishing/Dog Licenses
- Request Municipal Vital Records
- View and Pay Property Taxes online
- Renew and Pay Moorings and Mooring Waitlist
- Video on Demand

